

Requirement 1 (A)



Puerto Rico Department of Treasury

Treasury Single Account ("TSA") FY 2021 Cash Flow

For the month of February FY21

Disclaimer

- The Puerto Rico Fiscal Agency and Financial Advisory Authority (“AAFAF”), the Government of Puerto Rico (the “Government”), and each of their respective officers, directors, employees, agents, attorneys, advisors, members, partners or affiliates (collectively, with AAFAF and the Government the “Parties”) make no representation or warranty, express or implied, to any third party with respect to the information contained herein and all Parties expressly disclaim any such representations or warranties.
- The Parties do not owe or accept any duty or responsibility to any reader or recipient of this presentation, whether in contract or tort, and shall not be liable for or in respect of any loss, damage (including without limitation consequential damages or lost profits) or expense of whatsoever nature of such third party that may be caused by, or alleged to be caused by, the use of this presentation or that is otherwise consequent upon the gaining of access to this document by such third party.
- This document does not constitute an audit conducted in accordance with generally accepted auditing standards, an examination of internal controls or other attestation or review services in accordance with standards established by the American Institute of Certified Public Accountants or any other organization. Nor does this document constitute an audit of compliance with any other federal law, rule, or regulation. Accordingly, the Parties do not express an opinion or any other form of assurance on the financial statements or any financial or other information or the internal controls of the Government and the information contained herein.
- Any statements and assumptions contained in this document, whether forward-looking or historical, are not guarantees of future performance and involve certain risks, uncertainties, estimates and other assumptions made in this document. The economic and financial condition of the Government and its instrumentalities is affected by various financial, social, economic, environmental and political factors. These factors can be very complex, may vary from one fiscal year to the next and are frequently the result of actions taken or not taken, not only by the Government and its agencies and instrumentalities, but also by entities such as the government of the United States. Because of the uncertainty and unpredictability of these factors, their impact cannot be included in the assumptions contained in this document. Future events and actual results may differ materially from any estimates, projections, or statements contained herein. Nothing in this document should be considered as an express or implied commitment to do or take, or to refrain from taking, any action by AAFAF, the Government, or any government instrumentality in the Government or an admission of any fact or future event. Nothing in this document shall be considered a solicitation, recommendation or advice to any person to participate, pursue or support a particular course of action or transaction, to purchase or sell any security, or to make any investment decision.
- By receiving this document, the recipient shall be deemed to have acknowledged and agreed to the terms of these limitations.
- This document may contain capitalized terms that are not defined herein, or may contain terms that are discussed in other documents or that are commonly understood. You should make no assumptions about the meaning of capitalized terms that are not defined, and you should consult with advisors of AAFAF should clarification be required.

Glossary

Term	Definition
ACAA	- Automobile Accident Compensation Administration, or Administración de Compensaciones por Accidentes de Automoviles, is a component unit of the Commonwealth of Puerto Rico.
Act 154	- Act 154 means Act No. 154-2010, which, inter alia, imposes a temporary excise tax on the acquisition by multinationals of certain property manufactured or produced in whole or in part in Puerto Rico and on the acquisition of certain manufacturing services carried out in Puerto Rico. The Act 154 temporary excise tax expires on December 31, 2027.
AFI / PRIFA	- Infrastructure Financing Authority.
ASC	- Compulsory Liability Insurance, private insurance company.
ASES	- Puerto Rico Health Insurance Administration, a public corporation and component unit of the Commonwealth of Puerto Rico.
CINE	- Puerto Rico Cinema Fund, a recipient of certain assigned sales and use tax revenues.
COFINA	- Puerto Rico Sales Tax Financing Corporation.
Deferred General Fund Receipt	- Revenues pertaining to Fiscal Year 2020, such as individual and corporate income taxes, that are collected in Fiscal Year 2021 due to various executive orders and tax extensions in response to the COVID-19 pandemic.
DTPR	- Department of the Treasury of Puerto Rico.
DTPR Collection System	- This is the software system that DTPR uses for collections.
FAM	- Municipal Fund Administration, a recipient of certain assigned sales and use tax revenues.
General Fund Collections	- All gross tax collections received and deposited into the TSA from all Hacienda Collection Posts, through the Hacienda Colecturia Virtual (online), and/or SURI, as well as certain pass-through collections and others.
General Fund	- General Fund (Operating Fund) means the Commonwealth principal operating fund; disbursements from such fund are generally approved through the Commonwealth's annual budgeting process.
Gross Payroll	- Gross Payroll is equal to the sum of: (i) Net Payroll from the DTPR RHUM system; (ii) Other Payroll and (iii) Cash outlays for wage garnishments by Agency.
HTA	- Puerto Rico Highways and Transportation Authority, a public corporation and a component unit of the Commonwealth of Puerto Rico.
Liquidity Plan (LP)	- The Liquidity Plan is the translation of the Certified Fiscal Plan ("CFP") and Certified Budget ("Budget") into a cash flow projection. The TSA Liquidity Plan encompasses all cash flow activity within the TSA. Certain cash flow activity is contemplated in the CFP and Budget, but occurs outside the TSA. Cash flow bridges from the TSA to the CFP and Budget have been included to facilitate comparison.
NAP	- NAP, or the Nutrition Assistance Program, also known as PAN, or Programa de Asistencia Nutricional is a federal assistance nutritional program provided by the United States Department of Agriculture (USDA) solely to Puerto Rico.
Other Payroll	- Other Payroll expenses relate to employee withholdings, social security, insurance, and other deductions.
Other State Collections	- Inflows related to various Health Department programs, the State Insurance Fund, the Commissioner of Financial Institutions, interest earned on TSA bank accounts and others.
PayGo	- PayGo - Puerto Rico pension system that is funded through a pay-as-you-go system. Retirement benefits expenses of government employers are paid by the central government and reimbursed by the employers, with such funds received by the TSA.
PRASA	- Puerto Rico Aqueduct and Sewer Authority, a public corporation and a component unit of the Commonwealth of Puerto Rico.
PREPA	- Puerto Rico Electric Power Authority, a public corporation and a component unit of the Commonwealth of Puerto Rico.
PRITA	- Puerto Rico Integrated Transport Authority, a public corporation and component unit of the Commonwealth of Puerto Rico.
PSTBA	- The PSTBA is an amount established under Act 91-2006, as amended, and the Sales Tax Revenue Bond Resolution, as amended and restated on June 10, 2009 (the "Bond Resolution"), that currently must be received by COFINA from 5.5% of the SUT before the Commonwealth can receive any of the other 5.5% SUT.
Public Corporation	- Public corporations are governmental authorities with autonomous structure separate from the central government administration and with independent treasury functions.
RHUM System	- This is the software system that DTPR uses for payroll.
SIFC	- State Insurance Fund Corporation, a public corporation and a component unit of the Commonwealth of Puerto Rico.
Special Revenue Receipts	- Collections made by central government agencies at collection posts for services rendered by the agencies as well as fees, licenses, permits, fines and others.
SURI	- Sistema Unificada de Rentas Internas is the new digital tool of the Department of the Treasury that will allow integration and streamlining of the administration of taxes and revenues and eliminate the complexity of the current systems for the benefit of the Treasury and the taxpayers.
Sweep Account Transfers	- Transfers of Fiscal Year 2020 collections in the SURI sweep account to the TSA during Fiscal Year 2021. The closing balance of the sweep account on June 30, 2020, was \$1,024 million.
TSA	- Treasury Single Account, the Commonwealth's main operational bank account (concentration account) in which a majority of receipts from Governmental funds are deposited and from which most expenses are disbursed. TSA receipts include tax collections, charges for services, intergovernmental collections, the proceeds of short and long-term debt issuances and amounts held in custody by the Secretary of the Treasury for the benefit of the Commonwealth's fiduciary funds. Only a portion of the revenues received by the TSA is included in the annual General Fund budget presented to the Puerto Rico Legislative Assembly for approval. Other revenues are separately assigned by law to certain agencies or public corporations but still flow through the TSA.

Introduction

- Enclosed is the weekly Treasury Single Account ("TSA") cash flow report and supporting schedules with monthly YTD FY2021 actual results compared to the FY2021 Liquidity Plan and FY2020 actual results.
- TSA is the Commonwealth's main operational bank account (concentration account) in which a majority of receipts from Governmental funds are deposited and from which most expenses are disbursed.
- Receipts in the TSA include tax collections (including revenues assigned to certain public corporations and pledged for the payment of their debt service), charges for services, intergovernmental collections (such as reimbursements from Federal assistance grants), the proceeds of short and long-term debt issuances held in custody by the Secretary of Treasury for the benefit of the Government fiduciary funds, and other receipts. Only a portion of the revenues received by the TSA is included in the annual General Fund budget presented to the Puerto Rico Legislative Assembly for approval. Other revenues are separately assigned by law to certain agencies or public corporations but still flow through the TSA.
- Disbursements from the TSA include payroll and related costs, vendor and operational disbursements (including those reimbursed by Federal assistance grants and funded from Special Revenue Funds), welfare expenditures, capital outlays, debt service payments, required budgetary formulas and appropriation payments, pass-through payments of pledged revenues to certain public corporations, tax refunds, payments of current pension benefits and other disbursements.
- Federal funds related to disaster relief for hurricanes Irma and Maria are deposited in a separate bank account overseen by the Government Authorized Representative ("GAR"). Funds may be transferred to the TSA either: (i) after admissible disbursements (per approved Project Worksheets) have been made or (ii) once supporting documentation for an accrual or related expense are provided to and approved by FEMA. Therefore, FEMA funding may also be received in advance of actual cash disbursement, as payments to vendors may occur subsequent to when the corresponding services are rendered / expenses are recorded.
- Federal funds related to the Coronavirus Aid, Relief, and Economic Security ("CARES") Act have been deposited into bank accounts overseen by Hacienda, but separate from the TSA.
- Sistema Unificada de Rentas Internas ("SURI") is the new digital platform designed to integrate and streamline the administration of taxes and revenues. Collections are initially deposited into a SURI sweep account outside of the TSA. Collections must be verified and reconciled before they can be swept into the TSA. The reconciliation process is still being refined, and as a result, there have been significant delays in transferring collections from the sweep account to the TSA. The SURI sweep account balance is reported on page 5 of this report.
- Data limitations and commentary:
The government has focused on cash transaction information for which access to reliable, timely, and detailed data is readily available. The government continues to work with DTPR and other parties to access additional reliable data that would help to provide additional detail in the future.

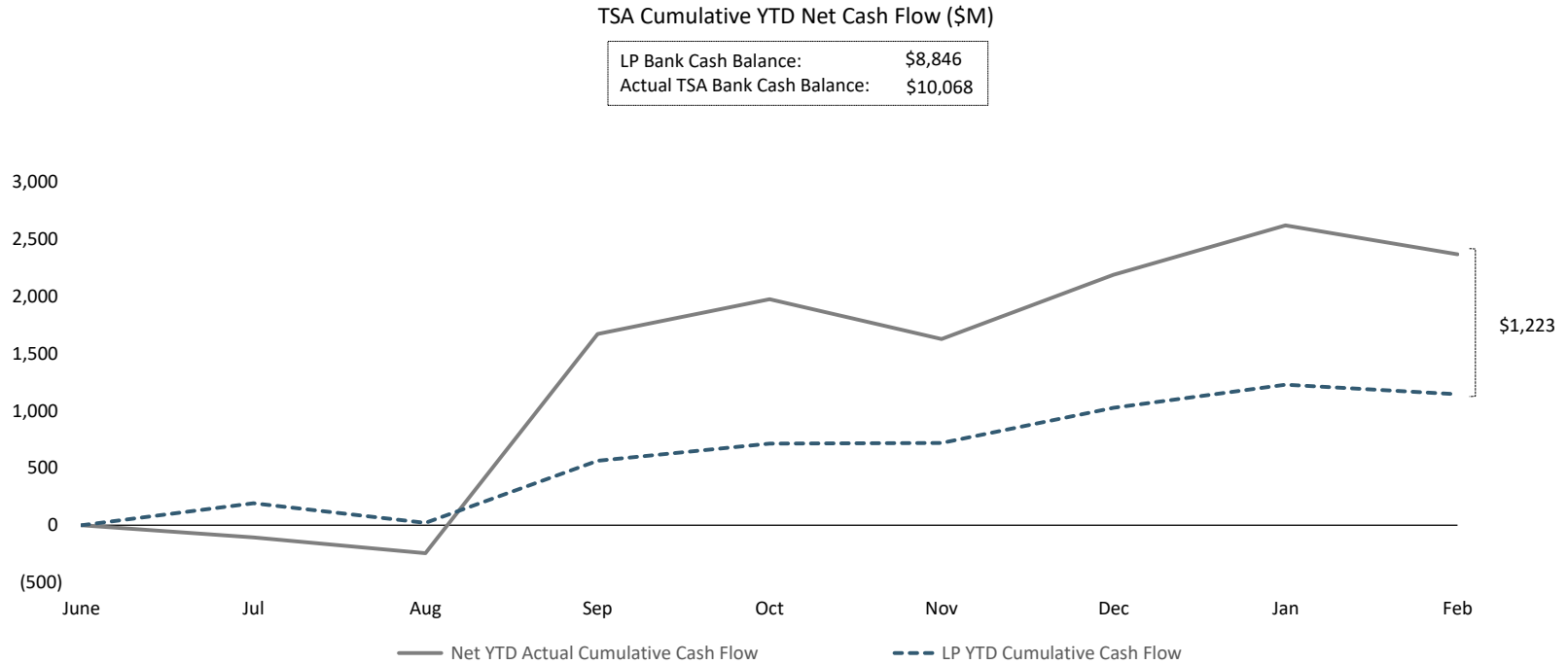
Puerto Rico Department of Treasury | AAFAF
Executive Summary - TSA Cash Flow Actual Results
(figures in Millions)

\$10,068	(\$252)	(\$169)	\$2,367	\$1,223
Bank Cash	February	Monthly	YTD Net	YTD Net
Position	Cash Flow	Variance	Cash Flow	Cash Flow Variance

Bridge from Liquidity Plan projected cash balance and actual ending cash balance as of February 28, 2021

<u>Cash Flow line item</u>	<u>Variance Bridge (\$M)</u>	<u>Comments</u>
Liquidity Plan Projected Cash Balance 2/28/21:	\$ 8,846	1. TSA receipts of state collections are approximately \$1,103M ahead of plan. Positive variance can be attributed to recent revenue outperformance across various concepts. Portions of outperformance are temporary in nature. 2. YTD PayGo Receipts are higher than forecast due to payments received in FY21 from certain Component Units for FY20 invoices. These late payments constitute a permanent variance. 3. Other state-funded disbursements variance is primarily driven by a reprogramming of \$34M in FY20 budgeted capital expenditures to ASEM for CapEx spend in FY21. The transfer of these funds to ASEM was executed August 10, 2020 and will cause a permanent variance to the Liquidity Plan as the reprogramming occurred after the TSA Liquidity Plan was finalized. 4. All other variance is driven by temporary delays in other disbursements including tax refunds (+\$118M) and Budgetary Milestones (+\$52M).
1 State Collections	1,103	
2 PayGo Receipts	33	
3 Other State-Funded Disbursements	(40)	
4 All Other	127	
Actual TSA Cash Balance	<u>\$ 10,068</u>	

Puerto Rico Department of Treasury | AAFAF
YTD TSA Cash Flow Summary - Actual vs LP



YTD Actuals vs. Liquidity Plan

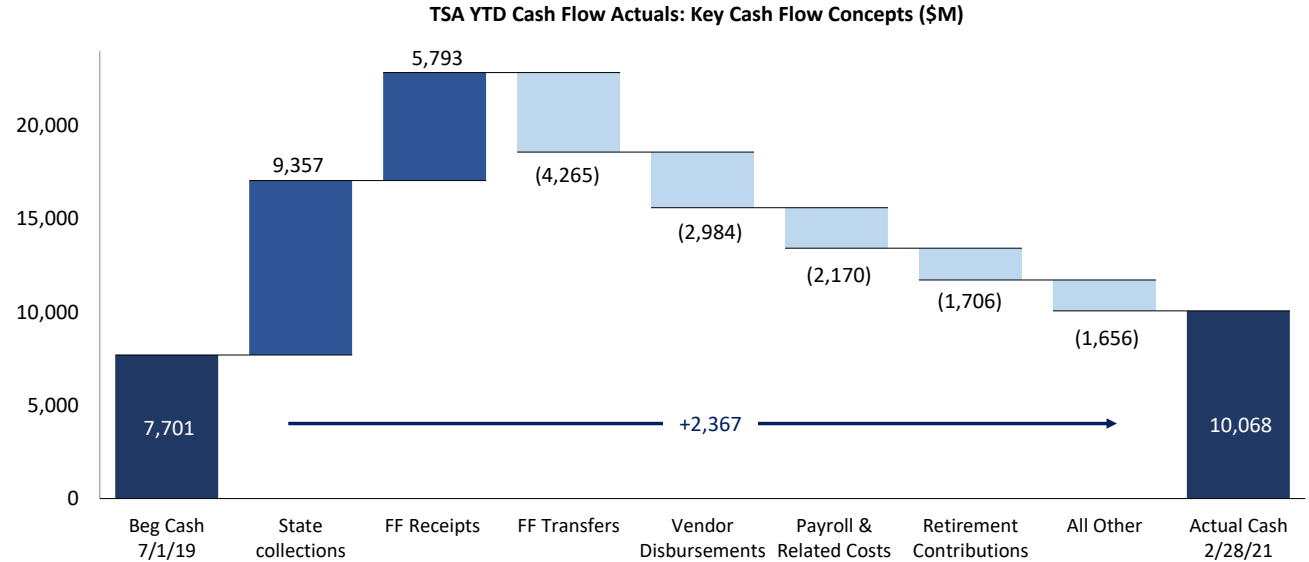
YTD net cash flow is \$2,367M and cash flow variance to the Liquidity Plan is \$1,223M. State collections performing ahead of forecast are the primary driver of YTD variance.

Puerto Rico Department of Treasury | AAFAF

YTD Cash Flow Summary - TSA Cash Flow Actual Results

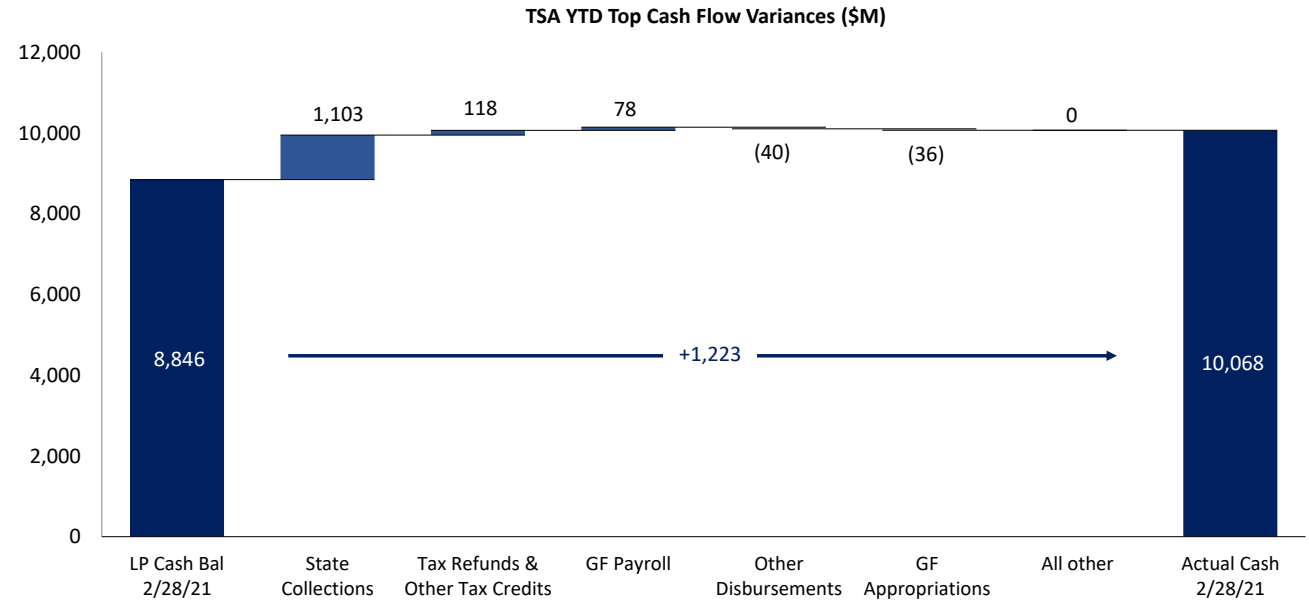
Net Cash Flow - YTD Actuals

1.) The primary cash driver of FY21 is the transfer to the TSA of \$1,024M in FY20 collections that were in the SURI sweep account at the close of the fiscal year. Federal Fund inflows of \$5,793M represent 38% of YTD inflows, but are offset by Federal Fund disbursements, with YTD net deficit of -\$129M. (See page 13 for additional detail). Secondary positive drivers are strong General Fund collections and spending within budget.



Net Cash Flow YTD Variance - LP vs. Actual

1.) State collections performing ahead of forecast are the primary driver of YTD variance. Positive variance can be attributed to recent revenue outperformance.



Puerto Rico Department of Treasury | AAFAP
TSA Cash Flow Actual Results as of February 28, 2021

	FY21 Actual February	FY21 LP February	Variance February	FY21 Actual YTD	FY21 LP YTD	FY20 Actual YTD (a)	Variance YTD FY21 vs LP
<i>(figures in Millions)</i>							
State Collections							
1 General fund collections (b)	\$848	\$716	\$133	\$7,036	\$5,926	\$6,930	\$1,110
2 Deferred GF Receipts (COVID-19 Exec Action)	—	—	—	479	667	—	(188)
3 Other fund revenues & Pass-throughs (c)	16	15	1	162	134	829	28
4 Special Revenue receipts	38	27	11	281	277	276	4
5 All Other state collections (d)	56	26	31	375	227	239	148
6 Sweep Account Transfers	—	—	—	1,024	1,024	—	—
7 Subtotal - State collections (e)	\$958	\$783	\$175	\$9,357	\$8,254	\$8,273	\$1,103
Federal Fund Receipts							
8 Medicaid	224	237	(14)	1,962	2,306	1,714	(344)
9 Nutrition Assistance Program	201	153	48	1,646	1,269	1,695	378
10 All Other Federal Programs	112	253	(141)	1,074	1,951	1,163	(877)
11 Other	32	—	32	1,111	166	278	945
12 Subtotal - Federal Fund receipts	\$569	\$643	(\$74)	\$5,793	\$5,692	\$4,850	\$101
Balance Sheet Related							
13 Paygo charge	35	45	(9)	392	359	307	33
14 Other	—	—	—	—	—	—	—
15 Subtotal - Other Inflows	\$35	\$45	(\$9)	\$392	\$359	\$307	\$33
16 Total Inflows	\$1,562	\$1,471	\$91	\$15,542	\$14,305	\$13,431	\$1,237
Payroll and Related Costs (f)							
17 General fund (i)	(211)	(218)	7	(1,753)	(1,831)	(1,781)	78
18 Federal fund	(38)	(48)	10	(308)	(399)	(352)	91
19 Other State fund	(10)	(10)	0	(109)	(87)	(102)	(22)
20 Subtotal - Payroll and Related Costs	(\$259)	(\$276)	\$17	(\$2,170)	(\$2,318)	(\$2,235)	\$147
Operating Disbursements (g)							
21 General fund (i)	(143)	(161)	18	(1,213)	(1,238)	(846)	25
22 Federal fund	(120)	(205)	85	(1,348)	(1,551)	(1,047)	204
23 Other State fund	(83)	(54)	(29)	(424)	(452)	(463)	28
24 Subtotal - Vendor Disbursements	(\$346)	(\$420)	\$75	(\$2,984)	(\$3,241)	(\$2,356)	\$256
State-funded Budgetary Transfers							
25 General Fund (i)	(183)	(159)	(25)	(1,334)	(1,298)	(1,232)	(36)
26 Other State Fund	(14)	(15)	1	(170)	(170)	(195)	0
27 Subtotal - Appropriations - All Funds	(\$198)	(\$174)	(\$23)	(\$1,504)	(\$1,468)	(\$1,427)	(\$35)
Federal Fund Transfers							
28 Medicaid	(234)	(237)	3	(1,961)	(2,357)	(1,710)	395
29 Nutrition Assistance Program	(186)	(153)	(34)	(1,622)	(1,269)	(1,659)	(354)
30 All other federal fund transfers	(325)	—	(325)	(682)	(124)	—	(557)
31 Subtotal - Federal Fund Transfers	(\$745)	(\$390)	(\$355)	(\$4,265)	(\$3,750)	(\$3,369)	(\$516)
Other Disbursements - All Funds							
32 Retirement Contributions	(209)	(217)	8	(1,706)	(1,740)	(1,666)	34
33 Tax Refunds & other tax credits (h) (i)	(13)	(59)	45	(328)	(446)	(243)	118
34 Title III Costs (j)	1	(6)	7	(97)	(64)	(102)	(34)
35 State Cost Share	(40)	—	(40)	(40)	—	(131)	(40)
36 Milestone Transfers	—	(7)	7	(2)	(54)	—	52
37 Custody Account Transfers	(6)	(5)	(1)	(37)	(80)	—	43
38 Cash Reserve	—	—	—	—	—	—	—
39 All Other	(0)	—	(0)	(40)	—	(104)	(40)
40 Subtotal - Other Disbursements - All Funds	(\$267)	(\$294)	\$27	(\$2,250)	(\$2,384)	(\$2,246)	\$133
41 Total Outflows	(\$1,814)	(\$1,554)	(\$260)	(\$13,175)	(\$13,160)	(\$11,634)	(\$14)
42 Net Operating Cash Flow	(\$252)	(\$83)	(\$169)	\$2,367	\$1,145	\$1,797	\$1,223
43 Bank Cash Position, Beginning (k)	10,320	8,929	1,392	7,701	7,701	7,225	—
44 Bank Cash Position, Ending (k)	\$10,068	\$8,846	\$1,223	\$10,068	\$8,846	\$9,022	\$1,223

Note: Refer to the next page for footnote reference descriptions.

Puerto Rico Department of Treasury | AAFAF
FY21 TSA Cash Flow Actual Results - Footnotes

Footnotes:

- (a) Represents FY2020 actual results through February 29, 2020.
- (b) Represents gross tax collections received and deposited from all Hacienda Collection Posts, through the Hacienda Colecturia Virtual (online) and/or SURI. Additionally, as of the date of this report, this line item includes unreconciled collections due to DTPR transition to collecting various gross tax receipts through the new SURI system. The transition from the Hacienda Colecturia collections system to SURI is ongoing and as such, revenue concept detail for the general tax SURI collections is not available at this time for the portion of collections received by the new general tax SURI account. This resulted in timing-related unreconciled gross collections which will be retroactively allocated to each revenue concept as appropriate once this information becomes available.
- (c) These revenues are collected by DTPR and immediately appropriated.
- (d) Inflows related to the State Insurance Fund, the Department of Labor and Human Resources, the Commissioner of Financial Institutions, interest earned on TSA bank accounts and others. As of the date this report the TSA has received \$8M in interest income in FY21 from earnings on the TSA cash balance.
- (e) As of February 28, 2021, there are \$194M in collections in the SURI sweep account pending reconciliation and transfer to the
- (f) Represents total gross payroll. Gross payroll includes net payroll disbursed to government employees, cash transfers to the Police Department for payroll costs, and other payroll related costs (employee withholdings, social security, insurance, and other deductions).
- (g) Includes payments to third-party vendors as well as intergovernmental payments to agencies with separate Treasuries.
- (h) Includes Federally Funded Employee Retention Credits.
- (i) These line items include transfers out of the TSA related to the COVID-19 Emergency Measures Support Package. Total TSA outflows related to the COVID-19 Emergency Measures Support Package are approximately \$530M as of February 28, 2021. Of this amount, \$459M was disbursed in FY2020 and \$72M in FY2021.
- (j) The positive amount reflects the reimbursement to the TSA of Title III expenses that Hacienda paid on behalf of other entities. These amounts will result in zero net cash flow to the TSA as each time the TSA disburses funds to cover Title III expenses on behalf of an IFCU the amount is reimbursed to the TSA.
- (k) Excludes BPPR Clawback Accounts (for clawback revenues prior to June 2016) of \$147M.

Puerto Rico Department of Treasury | AAFAF
General Fund Collections Summary

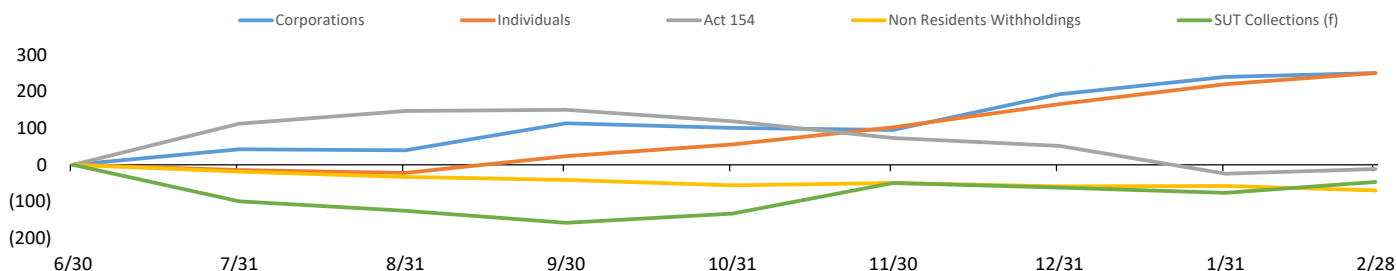
Key Takeaways / Notes

1.) Accumulated collections into TSA sweep accounts are now consistently transferred to the TSA with a 2-4 day lag. This will result in lower, more stable balances in the sweep accounts and more predictable transfers to the TSA when compared to 1Q of this fiscal year. Motor Vehicle outperformance is the result of higher than expected vehicle sales, especially in the truck category. As of the date of this report, there were \$194M in collections in the SURJ sweep account pending transfer to the TSA, \$112M of which are pending reconciliation and allocation to specific revenue concepts. Other General Fund revenue includes \$205M of Income Tax from Partnerships, most of which represents positive variance against projections for this category of revenue. This collections schedule will be updated as information becomes available.

General Fund Collections Year to Date: Actual vs. Forecast (\$M)

	Actual (a) YTD 2/28	LP YTD 2/28	Var \$ YTD 2/28	Var % YTD 2/28
General Fund Collections				
Corporations	\$1,253	\$1,002	\$251	25%
FY21 Collections	1,013	815	199	24%
FY21 CIT for FEDE (Act 73-2008) (b)	29	29	0	1%
FY20 Deferrals/Extensions	211	159	52	33%
Individuals	1,826	1,576	251	16%
FY21 Collections	1,628	1,282	347	27%
FY20 Deferrals/Extensions	198	294	(96)	-33%
Act 154	933	945	(11)	-1%
Non Residents Withholdings	254	327	(74)	-22%
FY21 Collections	247	317	(70)	-22%
FY21 NRW for FEDE (Act 73-2008) (b)	7	11	(4)	-35%
Motor Vehicles	392	190	201	106%
Rum Tax (c)	172	120	52	44%
Alcoholic Beverages	175	149	26	18%
Cigarettes (d)	85	75	10	13%
HTA	304	365	(62)	-17%
Gasoline Taxes	64	111	(47)	-42%
Gas Oil and Diesel Taxes	8	14	(6)	-43%
Vehicle License Fees (\$15 portion)	26	14	12	83%
Vehicle License Fees (\$25 portion)	61	71	(10)	-14%
Petroleum Tax	109	143	(34)	-24%
Other	35	12	23	196%
CRUDITA	78	173	(95)	-55%
Other FY20 Deferrals/Extensions (e)	35	-	35	NA
Other General Fund	621	235	386	164%
Total (e)	\$6,127	\$5,158	\$970	19%
SUT Collections (f)	1,388	1,435	(47)	-3%
FY21 Collections	1,352	1,221	131	11%
FY20 Deferrals/Extensions	36	214	(178)	-83%
Total General Fund Collections	\$ 7,515	\$ 6,592	\$ 923	14%
Transfer of FY20 Closing Sweep Balance	1,024	1,024	-	0%
Total TSA Cash General Fund Collections	\$ 8,539	\$ 7,616	\$ 923	12%

YTD General Fund Receipts Cumulative Variance Liquidity Plan vs. Actual Cumulative Variance by Category (\$M)



Footnotes:

- (a) General Fund gross cash receipts by concept are approximated using net General Fund revenues adjusted for recurring monthly gross-ups and other adjustments.
- (b) Relates to income tax reserves that are subsequently passed through to PRIDCO.
- (c) This amount includes rum tax moratorium revenues.
- (d) Includes some cigarette tax collections that are subsequently passed through to HTA, PRMBA and other.
- (e) This amount includes FY20 Income Tax from Partnerships. Note the Liquidity Plan projection for this line item was rolled up in Corporate Income Tax deferrals/extensions.
- (f) SUT collections excludes PSTBA, FAM & CINE, and only includes the amounts deposited into the TSA for General Fund use.

Puerto Rico Department of Treasury | AAFAF
Other State Fund Collections Summary

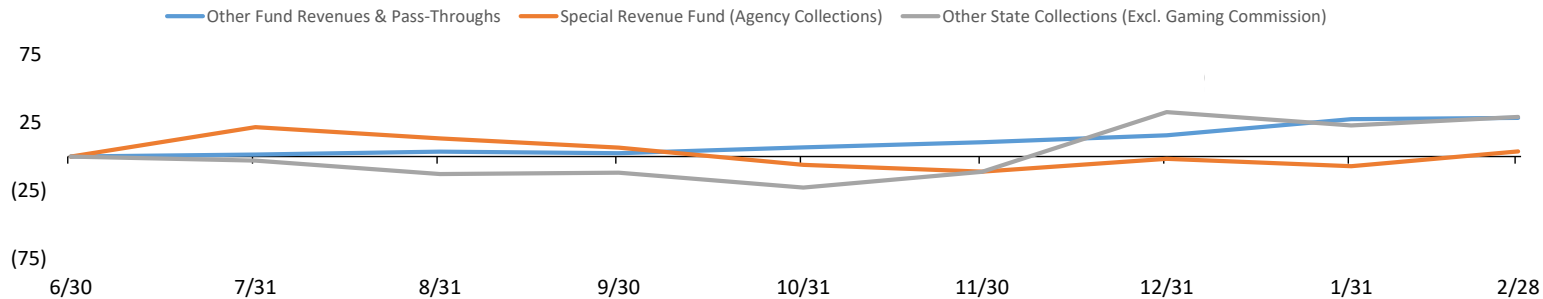
Key Takeaways / Notes

1.) Other state fund collections are ahead of the Liquidity Plan. Positive "All Other" variance in Other State Collections is mainly due to +\$119M collections by the new Gaming Commission. The Liquidity Plan did not consider a projection for Gaming Commission collections nor the subsequent disbursements to hoteliers & others of these funds (as this flow of funds was previously managed outside the TSA by the PR Tourism Company). Therefore, despite the positive variance presented in the table to the right, this is offset by approximately \$86M in outflows of these receipts for a net variance of +\$33M. However, this variance is assumed to be temporary in nature, as inflows and outflows should be net cash flow neutral over the long term. Remaining offsetting variances are mostly assumed to be temporary and due to timing, as special revenues and other collections may be received with irregular cadence.

Other State Fund Collections Year to Date: Actual vs. Forecast (\$M)

	Actual (a) YTD 2/28	LP YTD 2/28	Var \$ YTD 2/28	Var % YTD 2/28
Other State Fund Collections				
Other Fund Revenues & Pass-Throughs	\$162	\$134	\$28	21%
Electronic Lottery	35	14	21	147%
Cigarettes (PRITA)	24	24	-	0%
ASC Pass Through	10	13	(4)	-29%
ACCA Pass Through	62	46	16	36%
Other	31	36	(5)	-14%
Special Revenue Fund (Agency Collections)	281	277	4	1%
Department of Education	10	10	(1)	-5%
Department of Health	36	48	(13)	-26%
Department of State	15	9	6	63%
All Other	221	210	11	5%
Other State Collections	375	227	148	65%
Bayamón University Hospital	3	5	(2)	-34%
Adults University Hospital (UDH)	26	16	11	69%
Pediatric University Hospital	10	11	(1)	-9%
Commissioner of the Financial Institution	35	17	18	103%
Department of Housing	14	8	6	72%
Gaming Commission	119	-	119	NA
All Other	166	169	(3)	-2%
Total	\$818	\$638	\$180	28%

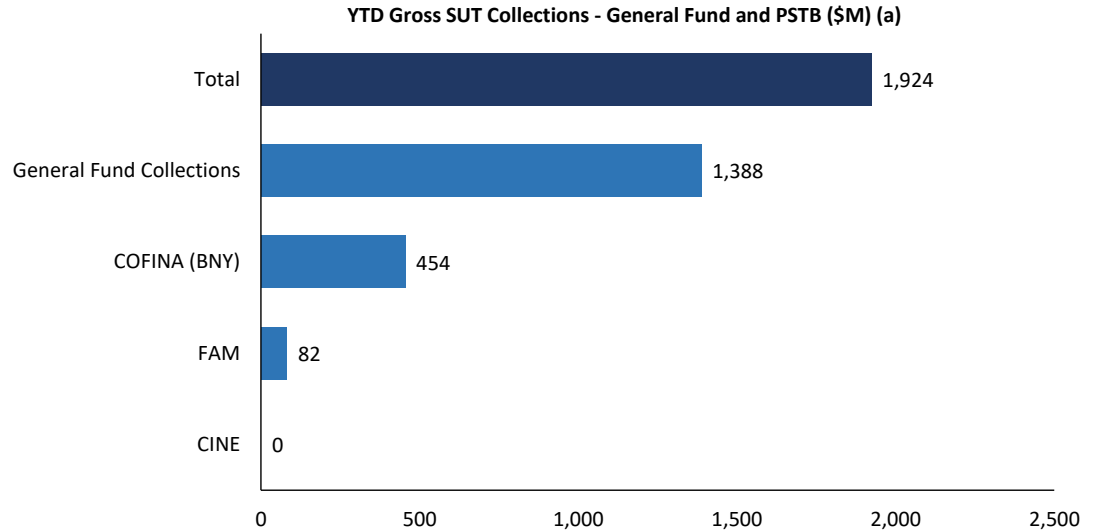
YTD Other State Fund Receipts Cumulative Variance Liquidity Plan vs. Actual Cumulative Variance by Category (\$M)



Puerto Rico Department of Treasury | AAFAF
Sales and Use Tax Collections Summary

Key Takeaways / Notes

- 1.) The proceeds from the Puerto Rico 10.5% SUT rate are allocated as follows: Of the 10.5%, 5.5% is deposited into a COFINA BNY Mellon account until the PSTBA cap is reached, and 4.5% is deposited into the General Fund. The remaining 0.5% is remitted to FAM. The PSTBA cap for FY21 is \$454 million.



Footnotes

- (a) This schedule reflects gross cash activity and is subject to revision based on periodic reconciliations and accounting adjustments.
- (b) As of February 28, 2021 there is \$31M in SUT collected pending verification and allocation. The verification process includes matching receipts with the appropriate returns and reconciling government account information. Once this process is complete, SUT funds are distributed in accordance with the COFINA Plan of Adjustment based on the ownership of funds and otherwise based on the limits on distributions established therein.

Puerto Rico Department of Treasury | AAFAF
Federal Funds Net Cash Flow Summary

Key Takeaways / Notes

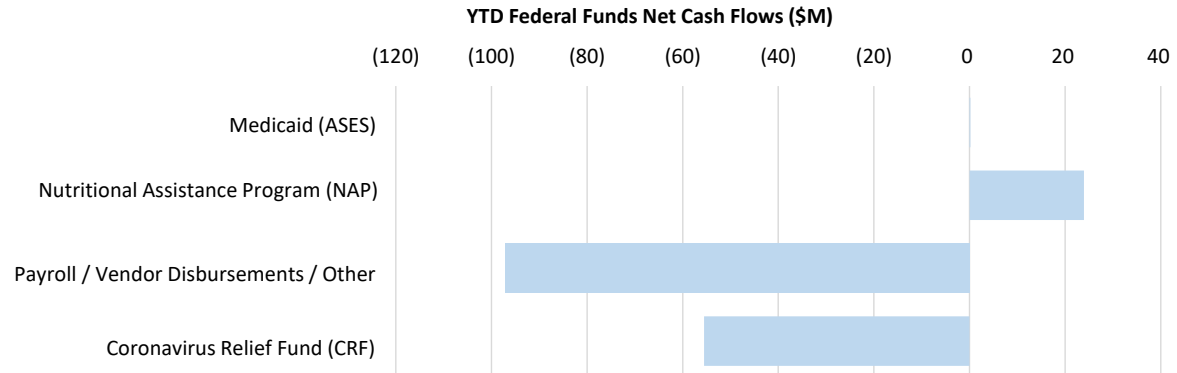
1.) Receipts for the Nutritional Assistance Program (NAP) and Medicaid (ASES Pass-through) are received in advance of the subsequent pass through disbursements. Federal Funds received for Payroll and Vendor Payments are typically reimbursed following disbursement. Currently, there may be temporary surplus / (deficit) due timing differences relating to prior year carryover. Puerto Rico received \$2.24 billion from the Coronavirus Relief Fund (CRF) established under the CARES Act. These funds are held in a separate account outside of TSA and being disbursed according to the Strategic Disbursement Plan. Some of the measures are initially paid out through TSA, and later reimbursed from the CRF account. Additionally, the Commonwealth received \$325 million pertaining to the federal Emergency Rental Assistance program established by the COVID-19 relief package signed in to law on December 27, 2020. These \$325 million were deposited directly in the TSA on January 29, 2021, and were transferred to a newly created bank account outside the TSA on February 2, 2021.

Footnotes

- (a) Please note that federal fund classification as represented here is based on the fund classification at the point of transaction. Agencies regularly review cash transactions and make accounting adjustments that result in fund reclassifications.
- (b) Note that the Liquidity Plan will generally project a YTD deficit and surplus each week for Medicaid and CRF funding, respectively. This is due to deficit and surpluses carried forward from FY20 (FY20 federal receipts in excess of FY20 federal fund outlays and spending prior to CRF reimbursement) that were assumed to unwind throughout the first quarter of FY21 as funds received in FY20 were utilized, thus resulting in projected net cash flow deficits and surpluses for the full year FY21 in Medicaid funding (-\$51M) and CRF (\$42M), yielding a projected -\$9m net deficit projected for FY21. Aside from the aforementioned projected cash flow surplus and deficit, all other federally funded cash flows are assumed to result in zero net cash flow for the full FY20, and week-to-week variations are assumed to be timing related.

Monthly FF Net Surplus (Deficit)	FF Inflows	FF Outflows	Net Cash		Variance
			Flow	LP Net Cash Flow	
Medicaid (ASES)	\$ 224	\$ (234)	\$ (10)	\$ -	\$ (10)
Nutritional Assistance Program (NAP)	201	(186)	15	-	15
Payroll / Vendor Disbursements / Other Federal Programs	112	(126)	(14)	-	(14)
Coronavirus Relief Fund (CRF)	32	(357)	(325)	-	(325)
Total (a)	\$ 569	\$ (903)	\$ (334)	\$ -	\$ (334)

YTD Cumulative FF Net Surplus (Deficit)	FF Inflows	FF Outflows	Net Cash		Variance
			Flow	LP Net Cash Flow	
Medicaid (ASES)	\$ 1,962	\$ (1,961)	\$ 0	\$ (51)	\$ 51
Nutritional Assistance Program (NAP)	1,646	(1,622)	24	-	24
Payroll / Vendor Disbursements / Other Federal Programs	1,074	(1,171)	(97)	(0)	(97)
Coronavirus Relief Fund (CRF)	1,111	(1,167)	(56)	42	(98)
Total (a)	\$ 5,793	\$ (5,921)	\$ (129)	\$ (9)	\$ (120)



Puerto Rico Department of Treasury | AAFAF
 Payroll / Vendor Disbursements Summary

Key Takeaways / Notes : Gross Payroll

- 1.) Gross payroll is mainly tracking FY21 forecasts to date. Most variance is driven by DOE payroll variance, likely due to COVID-19 and the subsequently adjusted and abnormal school year.

Gross Payroll (\$M) (a)	YTD Variance
Agency	
Department of Education	148
Department of Health	(26)
Department of Correction & Rehabilitation	5
Police	3
All Other Agencies	17
Total YTD Variance	\$ 147

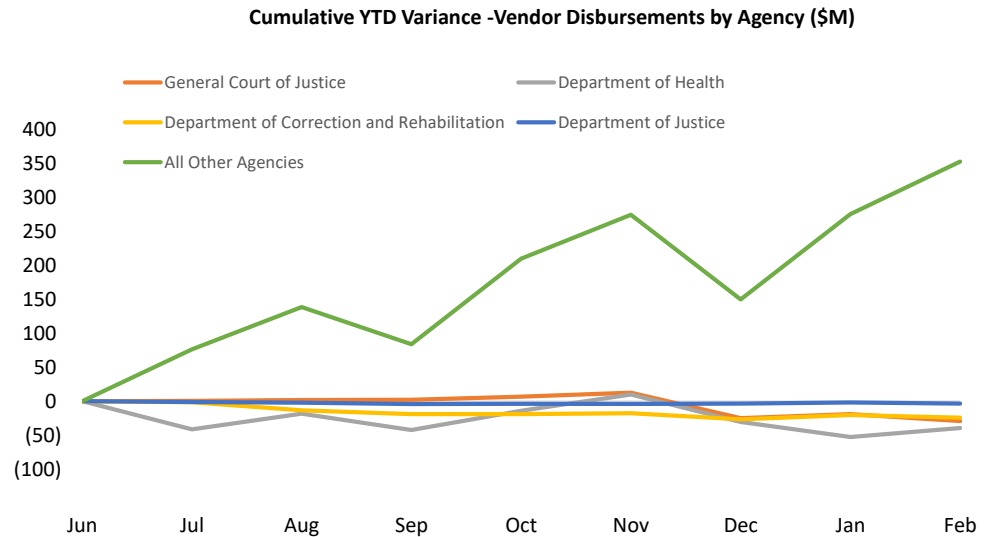
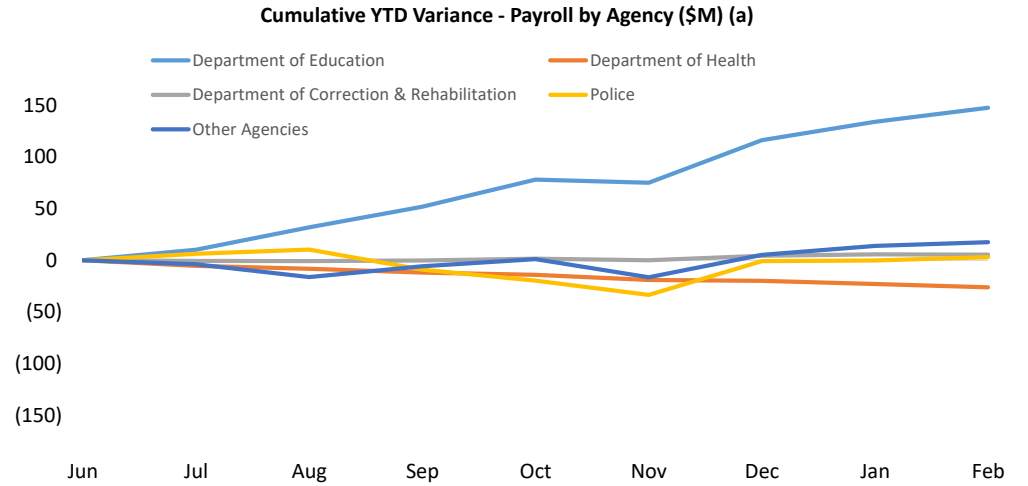
Key Takeaways / Notes : Vendor Disbursements

- 1.) Total YTD vendor payments are less than projected, though there are various offsetting variances within. Disbursements on behalf of the Department of Education are \$264M lower than expected. This is offset by negative variance due to several items, including a portion of CARES Act assistance amounting to \$242M that was paid through the TSA on behalf of Treasury to vendors and subsequently reimbursed from the CRF account, which includes \$22M distributed for the Private Hospitals initiative during the week ended 12/18.

Vendor Disbursements (\$M)	YTD Variance
Agency	
General Court of Justice	(29)
Department of Health	(40)
Department of Correction and Rehabilitation	(24)
Department of Justice	(4)
All Other Agencies	353
Total YTD Variance	\$ 256

Footnotes

(a) Gross Payroll is equal to the sum of: (i) Net Payroll by Agency from the DTPR RHUM system; (ii) Other Payroll and (iii) Cash outlays for wage garnishments by Agency.

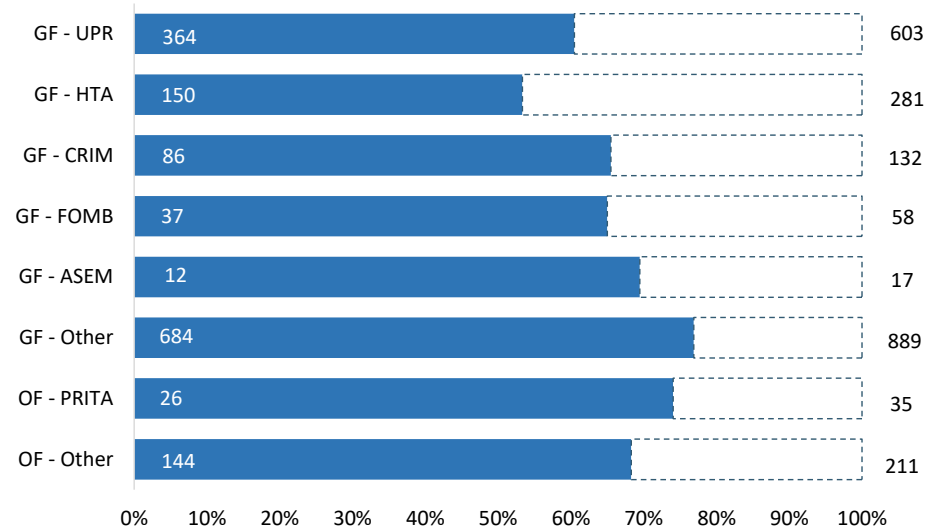


Puerto Rico Department of Treasury | AAFAF
State Funded Budgetary Transfers Summary

Key Takeaways / Notes

- 1.) General Fund appropriations are generally executed throughout the year on a consistent basis in the first week of a given month. The amount transferred each month is usually the sum of the receiving entity's budgeted amount for FY21 divided into twelve, subject to a 2.5% holdback through the first nine months of the fiscal year. Other General Fund transfers and Other Fund transfers require the recognition of certain revenues within DTPR accounting records prior to sending funds to a receiving entity. Negative Other GF variance is driven by \$73M in funds reprogrammed from the FY20 Healthcare reserve account transferred to ASES to cover costs associated to the "Contract[s] for the provision of Physical Health and Behavioral Health Services under the Government Health Plan for the Commonwealth of Puerto Rico" between ASES and several Managed Care Organizations.

YTD FY2020 Budgeted Appropriations Executed (\$M)



Remaining Appropriation Budget (\$M)

Entity Name	Full Year		
	Actual YTD	Expectation	Remaining
GF - UPR	\$ 364	\$ 603	\$ 238
GF - HTA	150	281	131
GF - CRIM	86	132	45
GF - FOMB	37	58	20
GF - ASEM	12	17	5
GF - Other	684	889	206
OF - PRITA	26	35	9
OF - Other	144	211	67
Total	\$ 1,504	\$ 2,226	\$ 722

YTD Appropriation Variance (\$M)

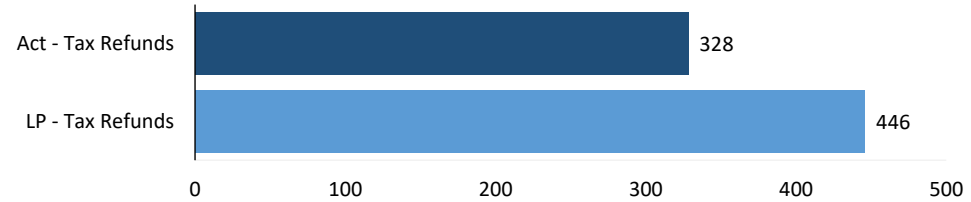
Entity Name	Liquidity Plan		
	Actual YTD	YTD	Variance
GF - UPR	\$ 364	\$ 392	\$ 27
GF - HTA	150	183	33
GF - CRIM	86	86	(1)
GF - FOMB	37	37	-
GF - ASEM	12	11	(1)
GF - Other	684	589	(94)
OF - PRITA	26	24	(3)
OF - Other	144	147	3
Total	\$ 1,504	\$ 1,468	\$ (35)

Puerto Rico Department of Treasury | AAFAF
Tax Refunds / PayGo and Pensions Summary

Key Takeaways / Notes : Tax Refunds

- 1.) Tax refunds includes EITC distributions, refunds to individuals and seniors as well other tax credits. Variance to the Liquidity Plan is assumed to be temporary in nature and expected to reverse later this fiscal year.

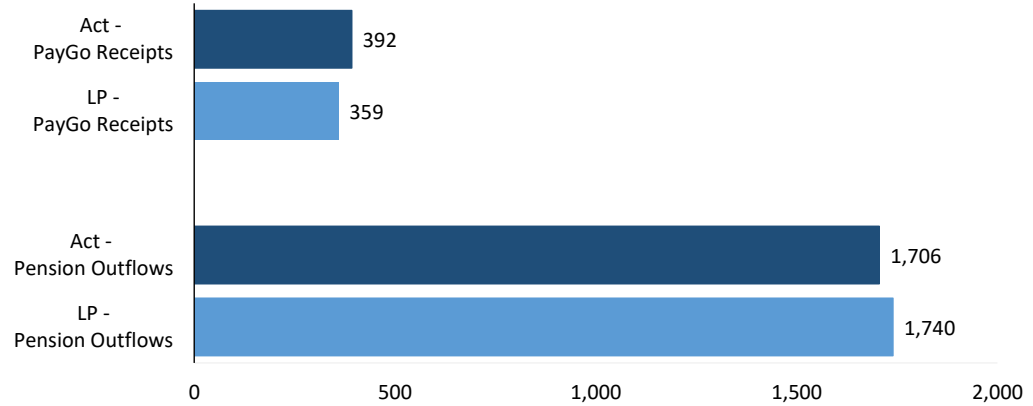
YTD Tax Refunds Disbursed (\$M)



Key Takeaways / Notes : Pension PayGo

- 1.) YTD PayGo Receipts are higher than forecast due to payments received in FY21 from certain Component Units for FY20 and FY19 invoices. Such receipts from the State Insurance Fund, PRIDCO, and ACAA, totaling \$31.7M, \$12.2M, and \$5.3M, and through December 2020, respectively, are primary drivers of this variance. FY20 PayGo payments totaling \$6.0M from the Ports Authority received through the week ended 11/6 this fiscal year also contribute to this variance. Further details on the status of PayGo can be found in the monthly PayGo Report on AAFAF's website. YTD Retirement Contributions variance is temporary, and is expected to reverse in subsequent weeks.

YTD Pension PayGo and Outflows (\$M)



Puerto Rico Department of Treasury | AAFAF

Schedule A: Central Government - Live Web Portal AP by Payee Type (a) (b)

All Agencies

(figures in \$000s)

Continues and Continued...

ID	Agency Name	3rd Party Payables	Intergovernmental Payables	Total
071	Department of Health	\$ 159,590	\$ 89,371	\$ 248,961
081	Department of Education	61,074	3,244	64,318
329	Socio-Economic Development Office	60,317	48	60,365
123	Families and Children Administration	29,045	165	29,210
271	Office of Information Technology and Communications	27,172	-	27,172
045	Department of Public Security	25,633	9	25,642
049	Department of Transportation and Public Works	25,126	277	25,403
025	Hacienda (entidad interna - fines de contabilidad)	23,843	486	24,329
122	Department of the Family	23,318	61	23,380
127	Adm. for Socioeconomic Development of the Family	14,719	247	14,966
137	Department of Correction and Rehabilitation	13,829	169	13,999
050	Department of Natural and Environmental Resources	12,648	32	12,680
038	Department of Justice	10,544	168	10,711
043	Puerto Rico National Guard	8,020	1,499	9,520
087	Department of Sports and Recreation	9,141	162	9,303
095	Mental Health and Addiction Services Administration	8,938	8	8,945
078	Department of Housing	7,610	95	7,704
126	Vocational Rehabilitation Administration	5,535	4	5,539
067	Department of Labor and Human Resources	5,316	71	5,388
024	Department of the Treasury	4,724	22	4,746
028	Commonwealth Election Commission	4,718	14	4,732
021	Emergency Management and Disaster Adm. Agency	4,476	65	4,541
031	General Services Administration	4,459	58	4,517
124	Child Support Administration	4,234	130	4,364
241	Administration for Integral Development of Childhood	1,920	1,658	3,578
014	Environmental Quality Board	2,306	328	2,634
082	Institute of Puerto Rican Culture	-	2,149	2,149
055	Department of Agriculture	1,785	0	1,785
015	Office of the Governor	1,672	25	1,697
120	Veterans Advocate Office	1,623	2	1,626
023	Department of State	1,489	-	1,489
022	Office of the Commissioner of Insurance	1,447	-	1,447
152	Elderly and Retired People Advocate Office	1,393	43	1,435
016	Office of Management and Budget	1,398	2	1,400
105	Industrial Commission	864	191	1,054
040	Puerto Rico Police	1,039	13	1,051
290	State Energy Office of Public Policy	971	-	971
155	State Historic Preservation Office	756	4	760

Puerto Rico Department of Treasury | AAFAF

Schedule A: Central Government - Live Web Portal AP by Payee Type (a) (b)

All Agencies

(figures in \$000s)

Continues and Continued...

ID	Agency Name	3rd Party Payables	Intergovernmental Payables	Total
018	Planning Board	647	-	647
010	General Court of Justice	604	-	604
035	Industrial Tax Exemption Office	555	1	556
141	Telecommunication's Regulatory Board	427	-	427
311	Gaming Commission	403	2	405
273	Permit Management Office	373	-	373
075	Office of the Financial Institutions Commissioner	327	-	327
065	Public Services Commission	302	0	302
096	Women's Advocate Office	262	-	262
089	Horse Racing Industry and Sport Administration	235	-	235
266	Office of Public Security Affairs	184	-	184
069	Department of Consumer Affairs	108	73	180
153	Advocacy for Persons with Disabilities of the Commonwealth	133	-	133
220	Correctional Health	125	-	125
062	Cooperative Development Commission	122	-	122
226	Joint Special Counsel on Legislative Donations	103	-	103
281	Office of the Electoral Comptroller	91	-	91
042	Firefighters Corps	64	-	64
037	Civil Rights Commission	60	-	60
132	Energy Affairs Administration	49	-	49
060	Citizen's Advocate Office (Ombudsman)	43	0	43
030	Office of Adm. and Transformation of HR in the Govt.	21	-	21
231	Health Advocate Office	19	-	19
034	Investigation, Prosecution and Appeals Commission	17	-	17
139	Parole Board	12	-	12
224	Joint Commission Reports Comptroller	3	-	3
	Other	3,555	207	3,763
Total		\$ 581,538	\$ 101,103	\$ 682,642

Footnotes:

- (a) Data presented above represents the Central Government live AP Web Portal repository of third party and intergovernmental invoices by agency, implemented in FY2019. The full transition to managing central government payables through the web portal is complete, however government agencies and vendors continue to analyze the information contained in this report to ensure its accuracy. Ongoing efforts with the largest agencies and their vendors to implement the appropriate processes and controls needed to realize improvements in reporting and efficiency continue as of the date of this report.
- (b) On a go-forward basis, vendors submit invoices for approval through the live AP Web Portal where they are logged electronically, matched with the appropriate purchase order or other relevant documentation, and approved / vouchered at the agency level through the online interface.

Puerto Rico Department of Treasury | AAFAF

Schedule B: Central Government - Live Web Portal AP Aging (a) (b)

All Agencies

(figures in \$000s)

Continues and Continued...

ID	Agency Name	0 - 30	31 - 60	61 - 90	Over 90 days	Total
071	Department of Health	\$ 28,977	\$ 32,101	\$ 10,937	\$ 176,947	\$ 248,961
081	Department of Education	19,620	12,600	6,510	25,588	64,318
329	Socio-Economic Development Office	17,447	34,207	53	8,658	60,365
123	Families and Children Administration	2,123	486	1,313	25,288	29,210
271	Office of Information Technology and Communications	301	3,383	86	23,402	27,172
045	Department of Public Security	6,084	906	627	18,026	25,642
049	Department of Transportation and Public Works	1,943	2,297	1,227	19,937	25,403
025	Hacienda (entidad interna - fines de contabilidad)	1,647	1,480	668	20,533	24,329
122	Department of the Family	568	683	1,047	21,081	23,380
127	Adm. for Socioeconomic Development of the Family	1,204	1,583	1,076	11,102	14,966
137	Department of Correction and Rehabilitation	2,827	1,040	1,959	8,172	13,999
050	Department of Natural and Environmental Resources	2,415	827	1,047	8,391	12,680
038	Department of Justice	969	1,382	268	8,093	10,711
043	Puerto Rico National Guard	853	1,328	668	6,670	9,520
087	Department of Sports and Recreation	125	1,780	2,096	5,303	9,303
095	Mental Health and Addiction Services Administration	2,643	1,139	1,773	3,390	8,945
078	Department of Housing	607	465	430	6,202	7,704
126	Vocational Rehabilitation Administration	996	184	176	4,183	5,539
067	Department of Labor and Human Resources	1,831	703	409	2,445	5,388
024	Department of the Treasury	2,389	1,490	490	377	4,746
028	Commonwealth Election Commission	330	986	225	3,191	4,732
021	Emergency Management and Disaster Adm. Agency	-	-	-	4,541	4,541
031	General Services Administration	330	55	13	4,120	4,517
124	Child Support Administration	1,189	726	38	2,411	4,364
241	Administration for Integral Development of Childhood	1,665	271	257	1,386	3,578
014	Environmental Quality Board	521	176	377	1,560	2,634
082	Institute of Puerto Rican Culture	-	2,149	-	-	2,149
055	Department of Agriculture	39	69	39	1,638	1,785
015	Office of the Governor	54	48	90	1,505	1,697
120	Veterans Advocate Office	65	-	-	1,560	1,626
023	Department of State	913	45	68	463	1,489
022	Office of the Commissioner of Insurance	78	71	51	1,246	1,447
152	Elderly and Retired People Advocate Office	366	351	177	541	1,435
016	Office of Management and Budget	395	32	252	721	1,400
105	Industrial Commission	60	91	36	866	1,054
040	Puerto Rico Police	-	-	-	1,051	1,051
290	State Energy Office of Public Policy	28	3	27	914	971
155	State Historic Preservation Office	144	300	17	298	760
018	Planning Board	69	202	235	142	647
010	General Court of Justice	202	177	6	220	604
035	Industrial Tax Exemption Office	0	0	0	556	556
141	Telecommunication's Regulatory Board	-	-	-	427	427

Puerto Rico Department of Treasury | AAFAF

Schedule B: Central Government - Live Web Portal AP Aging (a) (b)

All Agencies

(figures in \$000s)

Continues and Continued...

ID	Agency Name	0 - 30	31 - 60	61 - 90	Over 90 days	Total
311	Gaming Commission	88	29	33	255	405
273	Permit Management Office	8	14	11	340	373
075	Office of the Financial Institutions Commissioner	92	74	52	109	327
065	Public Services Commission	-	-	-	302	302
096	Women's Advocate Office	69	0	11	181	262
089	Horse Racing Industry and Sport Administration	-	-	-	235	235
266	Office of Public Security Affairs	0	1	-	183	184
069	Department of Consumer Affairs	10	12	33	125	180
153	Advocacy for Persons with Disabilities of the Commonwealth	19	4	7	103	133
220	Correctional Health	1	-	1	123	125
062	Cooperative Development Commission	11	11	11	88	122
226	Joint Special Counsel on Legislative Donations	1	1	0	100	103
281	Office of the Electoral Comptroller	88	-	-	3	91
042	Firefighters Corps	-	-	-	64	64
037	Civil Rights Commission	12	4	4	40	60
132	Energy Affairs Administration	-	-	-	49	49
060	Citizen's Advocate Office (Ombudsman)	16	1	6	21	43
030	Office of Adm. and Transformation of HR in the Govt.	2	7	-	13	21
231	Health Advocate Office	17	2	-	-	19
034	Investigation, Prosecution and Appeals Commission	1	0	0	16	17
139	Parole Board	4	-	-	8	12
224	Joint Commission Reports Comptroller	0	0	0	2	3
	Other	200	155	66	3,341	3,763
Total		\$ 102,656	\$ 106,137	\$ 35,006	\$ 438,844	\$ 682,642

Footnotes:

- (a) Data presented above represents the Central Government live AP Web Portal repository of third party and intergovernmental invoices by agency, implemented in FY2019. The full transition to managing central government payables through the web portal is complete, however government agencies and vendors continue to analyze the information contained in this report to ensure its accuracy. Ongoing efforts with the largest agencies and their vendors to implement the appropriate processes and controls needed to realize improvements in reporting and efficiency continue as of the date of this report.
- (b) On a go-forward basis, vendors submit invoices for approval through the live AP Web Portal where they are logged electronically, matched with the appropriate purchase order or other relevant documentation, and approved / vouchered at the agency level through the online interface.

Puerto Rico Department of Treasury | AAFAP
Schedule C: Central Government - Live Web Portal AP
Intragovernmental Only (a) (b)

(figures in \$000s)

Invoicer	ID - Central Government Agency																			Other									
	101,103	071 - Department of Health	081 - Department of Education	329 - Socio-Economic Development Office	123 - Families and Children Administration	271 - Office of IT and Communications	045 - Department of Public Security	049 - Department of Transportation and Public Works	025 - Hacienda (entidad interna - fines de contabilidad)	122 - Department of the Family	127 - ADSEF	137 - Department of Correction and Rehabilitation	050 - Dept. of Natural and Environmental Resources	038 - Department of Justice	043 - Puerto Rico National Guard	087 - Department of Sports and Recreation	095 - ASSMCA	078 - Department of Housing	126 - Vocational Rehabilitation Administration		067 - Department of Labor and Human Resources	024 - Department of the Treasury	028 - Commonwealth Election Commission	021 - Emergency Management and Disaster Adm. Agency	031 - General Services Administration	124 - Child Support Administration	241 - ACUDEN		
Medical Services Administration	67,016	67,010	-	-	-	-	-	-	-	-	0	-	-	-	6	-	-	-	-	-	-	-	-	-	-	-	-	-	-
Public Buildings Authority	9,193	8,230	9	-	-	-	-	-	-	-	-	-	-	-	1	-	-	33	-	-	-	-	-	-	-	-	-	-	-
University of Puerto Rico	8,084	7,950	39	-	-	-	-	-	-	4	-	21	-	-	-	-	-	0	0	-	-	-	-	-	-	45	-	23	
PREPA	2,857	2,023	834	-	-	-	-	-	-	-	-	-	-	-	-	-	-	-	-	-	-	-	-	-	-	-	-	-	
Institute of Puerto Rican Culture	2,150	-	-	-	-	-	-	-	0	-	-	-	-	-	-	-	-	-	-	-	-	-	-	-	-	-	-	2,149	
US Department of the Treasury	1,494	-	-	-	-	-	-	-	-	-	-	-	1,493	-	-	-	-	-	-	0	-	-	-	-	-	-	-	-	
PRASA	1,185	628	122	-	-	-	264	-	-	-	-	8	22	6	76	-	-	-	5	-	-	-	-	44	-	-	-	10	
Agricultural Enterprises Development Administrat...	1,182	-	1,182	-	-	-	-	-	-	-	-	-	-	-	-	-	-	-	-	-	-	-	-	-	-	-	-	-	
Municipio De Toa Alta	690	589	-	-	-	-	-	0	-	-	-	-	-	-	-	-	-	-	-	-	-	-	-	-	-	101	-		
Infrastructure Financing Authority	672	672	-	-	-	-	-	-	-	-	-	-	-	-	-	-	-	-	-	-	-	-	-	-	-	-	-	-	
Health Insurance Administration	420	-	-	-	-	-	-	420	-	-	-	-	-	-	-	-	-	-	-	-	-	-	-	-	-	-	-	-	
Municipio De Aguada	404	404	-	-	-	-	-	-	-	-	-	-	-	-	-	-	-	-	-	-	-	-	-	-	-	-	-	-	
Municipio De Penuelas	388	-	6	-	-	-	-	-	-	-	-	-	-	-	-	-	-	1	-	-	-	-	-	-	-	-	382	-	
Administration Retirement System of Government E...	271	-	-	-	-	-	-	-	-	-	-	-	-	-	-	-	-	-	-	-	-	-	-	-	-	-	-	271	
Cardiovascular Center Corporation of Puerto Rico...	244	244	-	-	-	-	-	-	-	-	-	-	-	-	-	-	-	-	-	-	-	-	-	-	-	-	-	-	
Municipio De Carolina	229	158	26	40	-	-	-	-	5	-	-	-	-	-	-	-	-	-	-	-	-	-	-	-	-	-	-	-	
Municipio De Yauco	228	-	223	-	-	-	-	6	-	-	-	-	-	-	-	-	-	-	-	-	-	-	-	-	-	-	-	-	
General Services Administration	224	135	19	1	-	-	-	-	-	-	-	-	-	-	1	(0)	-	-	3	-	16	-	-	-	1	-	50		
Department of Labor and Human Resources	220	-	205	12	-	-	-	-	-	-	-	-	-	-	-	-	-	-	-	-	-	-	-	-	-	-	-	-	
State Insurance Fund Corporation	210	-	12	-	-	-	-	-	-	-	-	-	-	-	-	-	-	-	-	-	-	-	-	-	-	-	-	198	
Municipio De Vega Baja	208	-	-	-	-	-	-	-	-	-	79	-	-	-	-	-	-	-	-	-	-	-	-	-	-	116	-		
Municipio De Trujillo Alto	204	204	-	-	-	-	-	-	-	-	-	-	-	-	-	-	-	-	-	-	-	-	-	-	-	-	-	-	
Teacher Retirement System	191	181	5	-	-	-	-	-	-	-	-	-	-	-	-	-	-	-	-	-	5	-	-	-	-	-	-	-	
Municipio De Canovanas	177	150	25	-	-	-	-	-	-	-	-	-	-	-	-	-	-	-	2	-	-	-	-	-	-	-	-	-	
Municipio De Isabela	172	171	1	-	-	-	-	-	-	-	-	-	-	-	-	-	-	-	-	-	-	-	-	-	-	-	-	-	
Municipio De Comerio	161	161	-	-	-	-	-	-	-	-	-	-	-	-	-	-	-	-	-	-	-	-	-	-	-	-	-	-	
Department of Correction and Rehabilitation	156	16	-	-	-	-	-	-	-	-	123	-	2	-	-	-	-	-	-	-	-	-	14	-	-	-	-	-	
Municipio De Ciales	140	-	1	-	-	-	-	-	1	-	-	-	-	-	-	-	-	-	-	-	-	-	-	-	-	138	-		
Municipio Autonomo De Caguas	139	-	-	-	-	-	-	-	-	79	-	-	59	-	-	-	-	-	-	-	-	-	-	-	-	-	-	-	
Municipio De Luquillo	134	134	-	-	-	-	-	-	-	-	-	-	-	-	-	-	-	-	-	-	-	-	-	-	-	-	-	-	
Land Administration	128	-	3	-	-	0	-	-	-	-	-	-	-	-	0	-	-	-	-	-	-	-	-	-	-	-	-	125	
Land Authority of Puerto Rico	111	-	110	-	-	0	-	-	-	-	-	1	-	-	-	-	-	-	-	-	-	-	-	-	-	-	-	-	
Industrial Development Company	100	-	-	18	-	8	-	-	-	-	-	-	-	0	-	-	-	-	-	-	-	-	-	-	-	-	-	74	
US Postal Service	92	0	1	-	-	-	12	-	-	-	-	-	-	-	-	-	-	-	-	-	-	-	-	-	75	-	5		
Puerto Rico Police	88	8	2	-	-	-	-	-	-	-	-	-	75	-	-	-	-	-	-	-	-	-	-	-	-	-	4		
Institute of Forensic Sciences	86	86	-	-	-	-	-	-	-	-	-	0	-	-	-	-	0	-	-	-	-	-	-	0	-	-	-	-	
Municipio De Mayaguez	86	-	78	-	-	-	-	8	-	-	-	-	-	-	-	-	-	-	-	-	-	-	-	-	-	-	-	-	
Municipio Bayamon	74	-	74	-	-	-	-	-	-	-	-	-	-	-	-	-	-	-	-	-	-	-	-	-	-	-	-	-	
Municipio De San Lorenzo	73	52	14	-	-	-	-	2	-	-	-	-	-	-	-	-	-	-	-	-	-	5	-	-	-	-	-		
Municipio De Cidra	66	-	-	-	-	-	-	-	61	-	-	5	-	-	-	-	-	-	-	-	-	-	-	-	-	-	-		
Municipio De Guayama	64	-	64	-	-	-	-	-	-	-	-	-	-	-	-	-	-	-	-	-	-	-	-	-	-	-	-	-	
Emergency Management and Disaster Administration...	61	-	-	-	-	-	-	-	-	-	-	-	-	-	-	-	-	-	-	-	-	-	61	-	-	-	-	-	
Solid Waste Authority	58	-	-	-	-	-	-	-	-	-	-	-	-	-	-	-	-	-	-	-	-	-	-	-	-	-	-	58	
Municipio De Coamo	56	-	11	-	-	-	-	-	-	-	-	-	-	-	45	-	-	-	-	-	-	-	-	-	-	-	-	-	
Mental Health and Addiction Services Administrat...	55	-	-	55	-	-	-	-	-	-	-	-	-	-	-	-	-	-	-	-	-	-	-	-	-	-	-	-	
Municipio De Camuy	47	-	-	-	-	-	-	-	-	-	-	-	-	-	-	-	-	-	29	-	-	-	-	-	-	-	-	18	
General Court of Justice	45	-	-	-	-	-	45	-	-	-	-	45	-	1	-	-	-	-	-	-	-	-	-	-	-	-	-	-	
Federal Bureau of Prisons	45	-	-	-	-	-	-	-	-	-	-	-	-	-	-	-	-	-	-	-	-	-	-	-	-	-	-	-	
Municipio De Florida	42	-	-	-	-	-	0	19	-	-	-	-	-	-	-	-	22	-	-	-	-	-	-	-	-	-	-	-	
Municipio De Yabucoa	41	-	36	-	-	-	-	-	-	-	-	-	-	-	-	-	4	-	-	-	-	-	-	-	-	-	-	-	
Other	646	166	143	30	57	0	0	2	27	24	2	2	4	-	40	1	67	0	3	-	9	3	0	10	-	-	56		

(a) Data presented above represents the Central Government live AP Web Portal repository of third party and intergovernmental invoices by agency, implemented in FY2019. The full transition to managing central government payables through the web portal is complete, however government agencies and vendors continue to analyze the information contained in this report to ensure its accuracy. Ongoing efforts with the largest agencies and their vendors to implement the appropriate processes and controls needed to realize improvements in reporting and efficiency continue as of the date of this report.

(b) On a go-forward basis, vendors submit invoices for approval through the live AP Web Portal where they are logged electronically, matched with the appropriate purchase order or other relevant documentation, and approved / vouchered at the agency level through the online interface.