



***Puerto Rico Department of Treasury***

***Treasury Single Account ("TSA") FY 2021 Cash Flow***

***As of October 16, 2020***

## Disclaimer

- The Puerto Rico Fiscal Agency and Financial Advisory Authority (“AAFAF”), the Government of Puerto Rico (the “Government”), and each of their respective officers, directors, employees, agents, attorneys, advisors, members, partners or affiliates (collectively, with AAFAF and the Government the “Parties”) make no representation or warranty, express or implied, to any third party with respect to the information contained herein and all Parties expressly disclaim any such representations or warranties.
- The Parties do not owe or accept any duty or responsibility to any reader or recipient of this presentation, whether in contract or tort, and shall not be liable for or in respect of any loss, damage (including without limitation consequential damages or lost profits) or expense of whatsoever nature of such third party that may be caused by, or alleged to be caused by, the use of this presentation or that is otherwise consequent upon the gaining of access to this document by such third party.
- This document does not constitute an audit conducted in accordance with generally accepted auditing standards, an examination of internal controls or other attestation or review services in accordance with standards established by the American Institute of Certified Public Accountants or any other organization. Nor does this document constitute an audit of compliance with any other federal law, rule, or regulation. Accordingly, the Parties do not express an opinion or any other form of assurance on the financial statements or any financial or other information or the internal controls of the Government and the information contained herein.
- Any statements and assumptions contained in this document, whether forward-looking or historical, are not guarantees of future performance and involve certain risks, uncertainties, estimates and other assumptions made in this document. The economic and financial condition of the Government and its instrumentalities is affected by various financial, social, economic, environmental and political factors. These factors can be very complex, may vary from one fiscal year to the next and are frequently the result of actions taken or not taken, not only by the Government and its agencies and instrumentalities, but also by entities such as the government of the United States. Because of the uncertainty and unpredictability of these factors, their impact cannot be included in the assumptions contained in this document. Future events and actual results may differ materially from any estimates, projections, or statements contained herein. Nothing in this document should be considered as an express or implied commitment to do or take, or to refrain from taking, any action by AAFAF, the Government, or any government instrumentality in the Government or an admission of any fact or future event. Nothing in this document shall be considered a solicitation, recommendation or advice to any person to participate, pursue or support a particular course of action or transaction, to purchase or sell any security, or to make any investment decision.
- By receiving this document, the recipient shall be deemed to have acknowledged and agreed to the terms of these limitations.
- This document may contain capitalized terms that are not defined herein, or may contain terms that are discussed in other documents or that are commonly understood. You should make no assumptions about the meaning of capitalized terms that are not defined, and you should consult with advisors of AAFAF should clarification be required.

## Glossary

Term	Definition
<b>ACAA</b>	- Automobile Accident Compensation Administration, or Administración de Compensaciones por Accidentes de Automoviles, is a component unit of the Commonwealth of Puerto Rico.
<b>Act 154</b>	- Act 154 means Act No. 154-2010, which, inter alia, imposes a temporary excise tax on the acquisition by multinationals of certain property manufactured or produced in whole or in part in Puerto Rico and on the acquisition of certain manufacturing services carried out in Puerto Rico. The Act 154 temporary excise tax expires on December 31, 2027.
<b>AFI / PRIFA</b>	- Infrastructure Financing Authority.
<b>ASC</b>	- Compulsory Liability Insurance, private insurance company.
<b>ASES</b>	- Puerto Rico Health Insurance Administration, a public corporation and component unit of the Commonwealth of Puerto Rico.
<b>CINE</b>	- Puerto Rico Cinema Fund, a recipient of certain assigned sales and use tax revenues.
<b>COFINA</b>	- Puerto Rico Sales Tax Financing Corporation.
<b>Deferred General Fund Receipts</b>	- Revenues pertaining to Fiscal Year 2020, such as individual and corporate income taxes, that are collected in Fiscal Year 2021 due to various executive orders and tax extensions in response to the COVID-19 pandemic.
<b>DTPR</b>	- Department of the Treasury of Puerto Rico.
<b>DTPR Collection System</b>	- This is the software system that DTPR uses for collections.
<b>FAM</b>	- Municipal Fund Administration, a recipient of certain assigned sales and use tax revenues.
<b>General Fund Collections</b>	- All gross tax collections received and deposited into the TSA from all Hacienda Collection Posts, through the Hacienda Colecturia Virtual (online), and/or SURI, as well as certain pass-through collections and others.
<b>General Fund</b>	- General Fund (Operating Fund) means the Commonwealth principal operating fund; disbursements from such fund are generally approved through the Commonwealth's annual budgeting process.
<b>Gross Payroll</b>	- Gross Payroll is equal to the sum of: (i) Net Payroll from the DTPR RHUM system; (ii) Other Payroll and (iii) Cash outlays for wage garnishments by Agency.
<b>HTA</b>	- Puerto Rico Highways and Transportation Authority, a public corporation and a component unit of the Commonwealth of Puerto Rico.
<b>Liquidity Plan (LP)</b>	- The Liquidity Plan is the translation of the Certified Fiscal Plan ("CFP") and Certified Budget ("Budget") into a cash flow projection. The TSA Liquidity Plan encompasses all cash flow activity within the TSA. Certain cash flow activity is contemplated in the CFP and Budget, but occurs outside the TSA. Cash flow bridges from the TSA to the CFP and Budget have been included to facilitate comparison.
<b>NAP</b>	- NAP, or the Nutrition Assistance Program, also known as PAN, or Programa de Asistencia Nutricional is a federal assistance nutritional program provided by the United States Department of Agriculture (USDA) solely to Puerto Rico.
<b>Other Payroll</b>	- Other Payroll expenses relate to employee withholdings, social security, insurance, and other deductions.
<b>Other State Collections</b>	- Inflows related to various Health Department programs, the State Insurance Fund, the Commissioner of Financial Institutions, interest earned on TSA bank accounts and others.
<b>PayGo</b>	- PayGo - Puerto Rico pension system that is funded through a pay-as-you-go system. Retirement benefits expenses of government employers are paid by the central government and reimbursed by the employers, with such funds received by the TSA.
<b>PREPA</b>	- Puerto Rico Electric Power Authority, a public corporation and a component unit of the Commonwealth of Puerto Rico.
<b>PRITA</b>	- Puerto Rico Integrated Transport Authority, a public corporation and component unit of the Commonwealth of Puerto Rico.
<b>PSTBA</b>	- The PSTBA is an amount established under Act 91-2006, as amended, and the Sales Tax Revenue Bond Resolution, as amended and restated on June 10, 2009 (the "Bond Resolution"), that currently must be received by COFINA from 5.5% of the SUT before the Commonwealth can receive any of the other 5.5% SUT.
<b>Public Corporation</b>	- Public corporations are governmental authorities with autonomous structure separate from the central government administration and with independent treasury functions.
<b>RHUM System</b>	- This is the software system that DTPR uses for payroll.
<b>SIFC</b>	- State Insurance Fund Corporation, a public corporation and a component unit of the Commonwealth of Puerto Rico.
<b>Special Revenue Receipts</b>	- Collections made by central government agencies at collection posts for services rendered by the agencies as well as fees, licenses, permits, fines and others.
<b>SURI</b>	- Sistema Unificada de Rentas Internas is the new digital tool of the Department of the Treasury that will allow integration and streamlining of the administration of taxes and revenues and eliminate the complexity of the current systems for the benefit of the Treasury and the taxpayers.
<b>Sweep Account Transfers</b>	- Transfers of Fiscal Year 2020 collections in the SURI sweep account to the TSA during Fiscal Year 2021. The closing balance of the sweep account on June 30, 2020, was \$1,024 million.
<b>TSA</b>	- Treasury Single Account, the Commonwealth's main operational bank account (concentration account) in which a majority of receipts from Governmental funds are deposited and from which most expenses are disbursed. TSA receipts include tax collections, charges for services, intergovernmental collections, the proceeds of short and long-term debt issuances and amounts held in custody by the Secretary of the Treasury for the benefit of the Commonwealth's fiduciary funds. Only a portion of the revenues received by the TSA is included in the annual General Fund budget presented to the Puerto Rico Legislative Assembly for approval. Other revenues are separately assigned by law to certain agencies or public corporations but still flow through the TSA.

## Introduction

- Enclosed is the weekly Treasury Single Account ("TSA") cash flow report and supporting schedules with weekly YTD FY2021 actual results compared to the FY2021 Liquidity Plan and FY2020 actual results.
- TSA is the Commonwealth's main operational bank account (concentration account) in which a majority of receipts from Governmental funds are deposited and from which most expenses are disbursed.
- Receipts in the TSA include tax collections (including revenues assigned to certain public corporations and pledged for the payment of their debt service), charges for services, intergovernmental collections (such as reimbursements from Federal assistance grants), the proceeds of short and long-term debt issuances held in custody by the Secretary of Treasury for the benefit of the Government fiduciary funds, and other receipts. Only a portion of the revenues received by the TSA is included in the annual General Fund budget presented to the Puerto Rico Legislative Assembly for approval. Other revenues are separately assigned by law to certain agencies or public corporations but still flow through the TSA.
- Disbursements from the TSA include payroll and related costs, vendor and operational disbursements (including those reimbursed by Federal assistance grants and funded from Special Revenue Funds), welfare expenditures, capital outlays, debt service payments, required budgetary formulas and appropriation payments, pass-through payments of pledged revenues to certain public corporations, tax refunds, payments of current pension benefits and other disbursements.
- Federal funds related to disaster relief for hurricanes Irma and Maria are deposited in a separate bank account overseen by the Government Authorized Representative ("GAR"). Funds may be transferred to the TSA either: (i) after admissible disbursements (per approved Project Worksheets) have been made or (ii) once supporting documentation for an accrual or related expense are provided to and approved by FEMA. Therefore, FEMA funding may also be received in advance of actual cash disbursement, as payments to vendors may occur subsequent to when the corresponding services are rendered / expenses are recorded.
- Data limitations and commentary:  
The government has focused on cash transaction information for which access to reliable, timely, and detailed data is readily available. The government continues to work with DTPR and other parties to access additional reliable data that would help to provide additional detail in the future.

## Puerto Rico Department of Treasury | AAFAF

## Executive Summary - TSA Cash Flow Actual Results

(figures in Millions)

Bank Cash Position	Weekly Cash Flow	YTD Net Cash Flow	YTD Net Cash Flow Variance
\$9,305	\$36	\$1,604	\$1,025

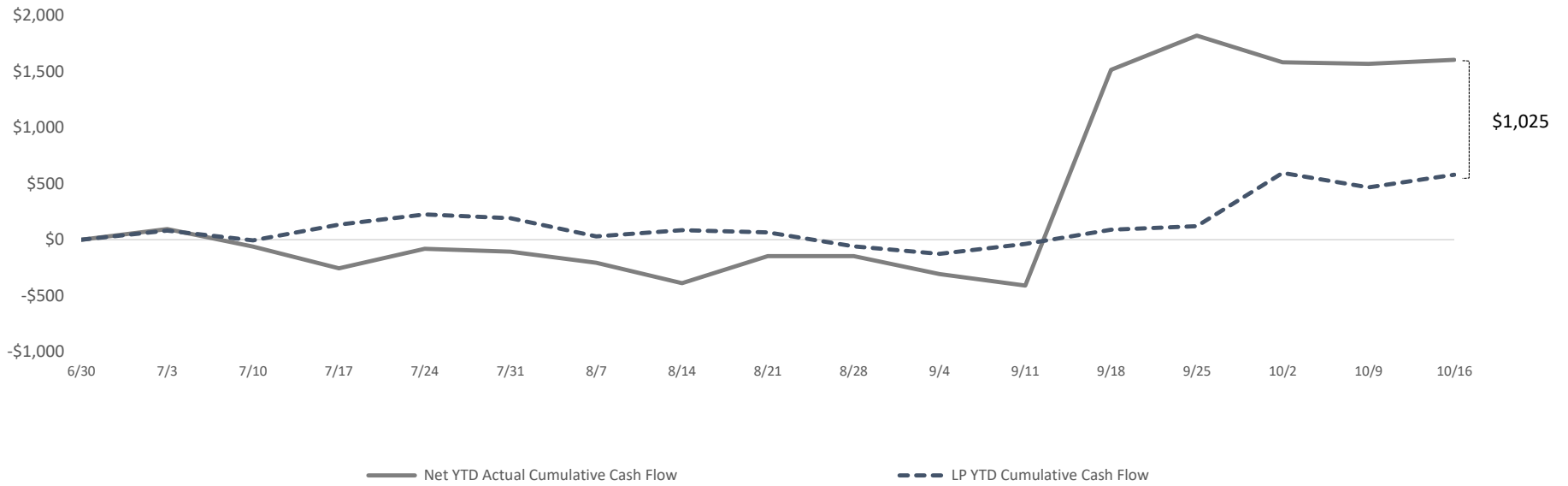
## Bridge from FY21 Liquidity Plan projected TSA Cash Balance to actual FY21 TSA Cash Balance as of October 16, 2020

Cash Flow line item	Variance Bridge (\$M)	Comments
Liquidity Plan Projected Cash Balance 10/16/20:	\$ 8,280	1. TSA receipts of state collections are approximately \$780M ahead of plan. The primary driver of the positive variance is temporary and relates to \$512 million in FY20 funds from the SURI Sweep account that were transferred to the TSA sooner than expected. The remaining positive variance can be attributed to recent revenue outperformance. 2. Throughout the first quarter of the fiscal year, complications with the revenue recognition process at DTPR has slowed the recording of certain revenues and subsequently certain state-funded budgetary transfers from the TSA that are funded by these revenues. This variance is expected to reverse in subsequent months.
1 State Collections	780	
2 GF Appropriations	196	
3 PayGo Receipts	41	
4 Other State-Funded Disbursements	(40)	
All Other	48	3. YTD PayGo Receipts are higher than forecast due to payments received in FY21 from certain Component Units for FY20 invoices. Such receipts from the State Insurance Fund, PBA, and ACAA, totaling \$15.7M, \$3.8M, and \$3.2M, respectively, are the largest drivers of this variance. 4. Other disbursements variance is primarily driven by a reprogramming of \$34M in FY20 budgeted capital expenditures to ASEM for capital expenditures. The transfer was executed in FY21 on August 10, 2020.
<b>Actual TSA Cash Balance</b>	<b><u>\$ 9,305</u></b>	

**Puerto Rico Department of Treasury | AAFAF**  
*YTD TSA Cash Flow Summary - Actual vs LP*

**TSA Cumulative YTD Net Cash Flow (\$M)**

LP Bank Cash Balance:	\$8,280
Actual TSA Bank Cash Balance:	\$9,305



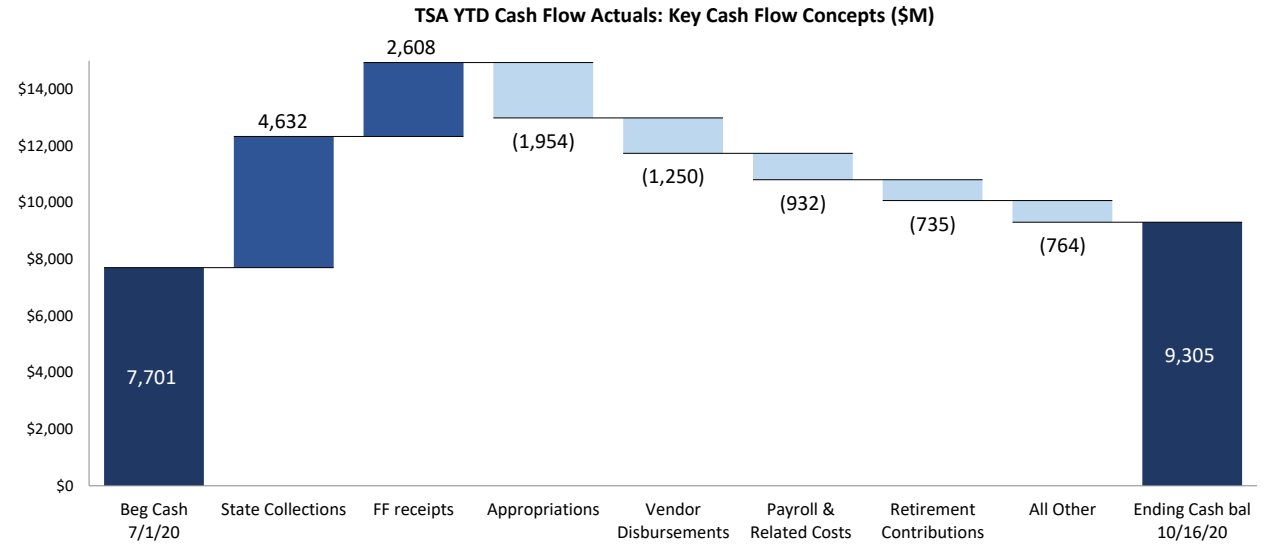
**YTD Actuals vs. Liquidity Plan**

YTD net cash flow is \$1,604M and cash flow variance to the Liquidity Plan is \$1,025M. State collections performing ahead of forecast are the primary driver of YTD variance. The majority of this positive variance is temporary and relates to \$512 million in FY20 funds from the SURI Sweep account that were transferred to the TSA sooner than expected.

**Puerto Rico Department of Treasury | AAFAP**  
**YTD Cash Flow Summary - TSA Cash Flow Actual Results**

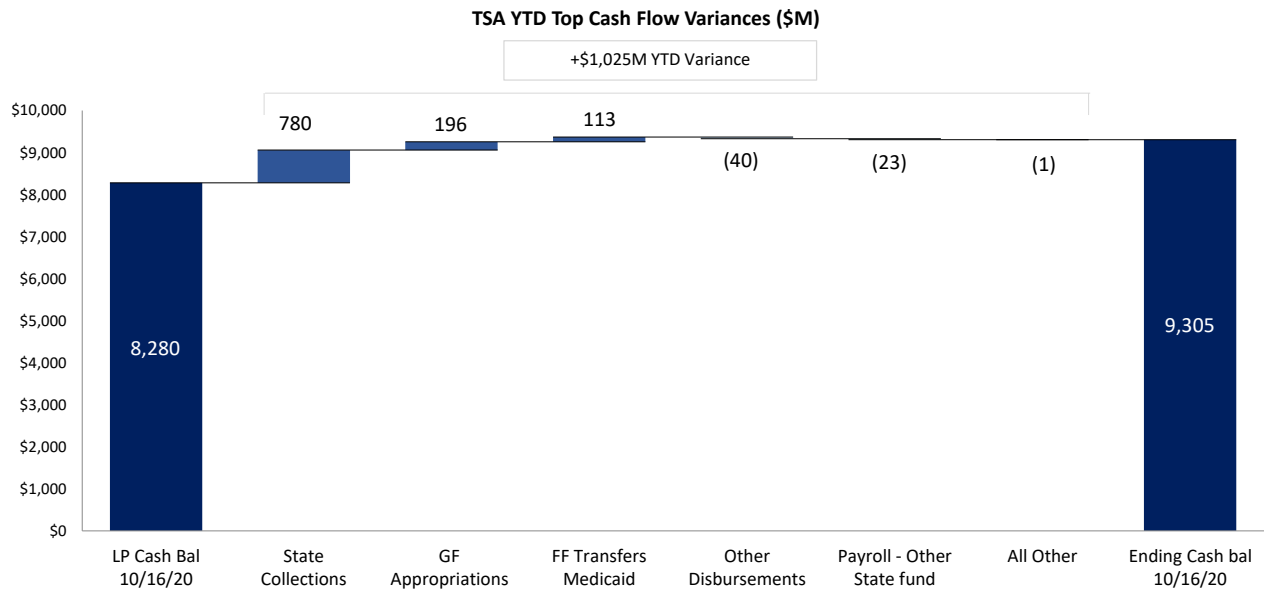
**Net Cash Flow - YTD Actuals**

1.) The primary cash driver of FY21 is the transfer to the TSA of \$1,024M in FY20 collections that were in the SURI sweep account at the close of the fiscal year. Federal Fund inflows of \$2,608M represent 35% of YTD inflows, but are largely offset by Federal Fund disbursements, with YTD net deficit of \$65M (Refer to page 13 for additional detail). Tertiary positive drivers are strong General Fund collections and spending within budget.



**Net Cash Flow YTD Variance - LP vs. Actual**

1.) State collections performing ahead of forecast are the primary driver of YTD variance. The majority of this positive variance is temporary and relates to \$512 million in FY20 funds from the SURI Sweep account that were transferred to the TSA sooner than expected. The remaining positive variance can be attributed to recent revenue outperformance.



## Puerto Rico Department of Treasury | AAFAF

TSA Cash Flow Actual Results for the Week Ended October 16, 2020

		FY21 Actual	FY21 LP	Variance	FY21 Actual	FY21 LP	FY20 Actual	Variance
<i>(figures in Millions)</i>		10/16	10/16	10/16	YTD	YTD	YTD (a)	YTD FY21 vs YTD LP
<b>State Collections</b>								
1	General fund collections (b)	\$173	\$298	(\$125)	\$2,864	\$2,436	\$3,503	\$428
2	Deferred GF Receipts (COVID-19 Exec Action)	–	13	(13)	448	635	–	(187)
3	Other fund revenues & Pass-throughs (c)	3	–	3	65	45	383	20
4	Special Revenue receipts	9	7	2	124	122	132	2
5	All Other state collections (d)	11	7	4	106	101	105	4
6	Sweep Account Transfers	–	–	–	1,024	512	–	512
7	Subtotal - State collections (e)	\$196	\$325	(\$129)	\$4,632	\$3,852	\$4,123	\$780
<b>Federal Fund Receipts</b>								
8	Medicaid	0	–	0	1,058	1,120	874	(63)
9	Nutrition Assistance Program	53	33	20	824	584	792	241
10	All Other Federal Programs	37	77	(40)	464	822	715	(358)
11	Other	26	4	22	262	115	–	147
12	Subtotal - Federal Fund receipts	\$117	\$114	\$3	\$2,608	\$2,641	\$2,382	(\$33)
<b>Balance Sheet Related</b>								
13	Paygo charge	3	–	3	176	135	177	41
14	Other	–	–	–	–	–	–	–
15	Subtotal - Other Inflows	\$3	–	\$3	\$176	\$135	\$177	\$41
16	<b>Total Inflows</b>	<b>\$316</b>	<b>\$439</b>	<b>(\$123)</b>	<b>\$7,416</b>	<b>\$6,628</b>	<b>\$6,682</b>	<b>\$789</b>
<b>Payroll and Related Costs (f)</b>								
17	General fund (i)	(47)	(57)	10	(744)	(774)	(803)	30
18	Federal fund	(12)	(18)	5	(129)	(171)	(161)	42
19	Other State fund	(2)	(4)	1	(60)	(37)	(42)	(23)
20	Subtotal - Payroll and Related Costs	(\$62)	(\$78)	\$17	(\$932)	(\$981)	(\$1,005)	\$49
<b>Operating Disbursements (g)</b>								
21	General fund (i)	(27)	(30)	3	(528)	(508)	(396)	(19)
22	Federal fund	(36)	(60)	23	(590)	(652)	(614)	61
23	Other State fund	(8)	(9)	1	(132)	(203)	(181)	71
24	Subtotal - Vendor Disbursements	(\$71)	(\$98)	\$28	(\$1,250)	(\$1,363)	(\$1,190)	\$113
<b>State-funded Budgetary Transfers</b>								
25	General Fund (i)	–	–	–	(468)	(664)	(729)	196
26	Other State Fund	–	–	–	(75)	(86)	(87)	11
27	Subtotal - Appropriations - All Funds	–	–	–	(\$542)	(\$750)	(\$816)	\$207
<b>Federal Fund Transfers</b>								
28	Medicaid	(1)	–	(1)	(1,058)	(1,171)	(870)	113
29	Nutrition Assistance Program	(52)	(33)	(19)	(828)	(584)	(783)	(244)
30	All other federal fund transfers	(3)	(4)	1	(69)	(73)	–	4
31	Subtotal - Appropriations - All Funds	(\$55)	(\$37)	(\$18)	(\$1,954)	(\$1,828)	(\$1,654)	(\$127)
<b>Other Disbursements - All Funds</b>								
32	Retirement Contributions	(89)	(104)	15	(735)	(761)	(728)	26
33	Tax Refunds & other tax credits (h) (i)	(4)	(5)	1	(296)	(306)	(129)	10
34	Title III Costs	(0)	(1)	1	(59)	(37)	(57)	(22)
35	State Cost Share	–	–	–	–	–	(34)	–
36	Milestone Transfers	–	–	–	(2)	(14)	–	12
37	Custody Account Transfers	–	(4)	4	–	(9)	–	9
38	Cash Reserve	–	–	–	–	–	–	–
39	All Other	–	–	–	(40)	–	(40)	(40)
40	Subtotal - Other Disbursements - All Funds	(\$93)	(\$114)	\$21	(\$1,133)	(\$1,127)	(\$987)	(\$6)
41	<b>Total Outflows</b>	<b>(\$280)</b>	<b>(\$328)</b>	<b>\$47</b>	<b>(\$5,812)</b>	<b>(\$6,049)</b>	<b>(\$5,652)</b>	<b>\$237</b>
42	<b>Net Operating Cash Flow</b>	<b>\$36</b>	<b>\$111</b>	<b>(\$75)</b>	<b>\$1,604</b>	<b>\$579</b>	<b>\$1,030</b>	<b>\$1,025</b>
43	Bank Cash Position, Beginning (j)	9,270	8,169	1,101	7,701	7,701	7,225	–
44	<b>Bank Cash Position, Ending (j)</b>	<b>\$9,305</b>	<b>\$8,280</b>	<b>\$1,025</b>	<b>\$9,305</b>	<b>\$8,280</b>	<b>\$8,255</b>	<b>\$1,025</b>

**Note:** Refer to the next page for footnote reference descriptions.



**Puerto Rico Department of Treasury | AAFAF***FY21 TSA Cash Flow Actual Results - Footnotes*Footnotes:

- (a) Represents FY2020 actual results through October 18, 2019.
- (b) Represents gross tax collections received and deposited from all Hacienda Collection Posts, through the Hacienda Colecturia Virtual (online) and/or SURI. Additionally, as of the date of this report, the "General Fund Collections" line item includes unreconciled collections due to DTPR transition to collecting various gross tax receipts through the new SURI system. The transition from the Hacienda Colecturia collections system to SURI is ongoing and as such, revenue concept detail for the general tax SURI collections is not available at this time for the portion of collections received by the new general tax SURI account. This resulted in timing-related unreconciled gross collections which will be retroactively allocated to "General Collections" as appropriate once this information becomes available.
- (c) These revenues are collected by DTPR and immediately appropriated.
- (d) Inflows related to the State Insurance Fund, the Department of Labor and Human Resources, the Commissioner of Financial Institutions, interest earned on TSA bank accounts and others. As of the date this report the TSA has received \$4M in interest income in FY21 from earnings on the TSA cash balance.
- (e) As of October 16, 2020, there are \$203M in collections in the SURI sweep account pending reconciliation and transfer to the
- (f) Represents total gross payroll. Gross payroll includes net payroll disbursed to government employees, cash transfers to the Police Department for payroll costs, and other payroll related costs (employee withholdings, social security, insurance, and other deductions).
- (g) Includes payments to third-party vendors as well as intergovernmental payments to agencies with separate Treasuries.
- (h) Includes Federally Funded Employee Retention Credits.
- (i) These line items include transfers out of the TSA related to the COVID-19 Emergency Measures Support Package. Total TSA outflows related to the COVID-19 Emergency Measures Support Package are approximately \$471M as of October 16, 2020. Of this amount, \$459M was disbursed in FY2020 and \$13M in FY2021.
- (j) Excludes BPPR Clawback Accounts (for clawback revenues prior to June 2016) of \$147M.

Puerto Rico Department of Treasury | AAFAF  
General Fund Collections Summary

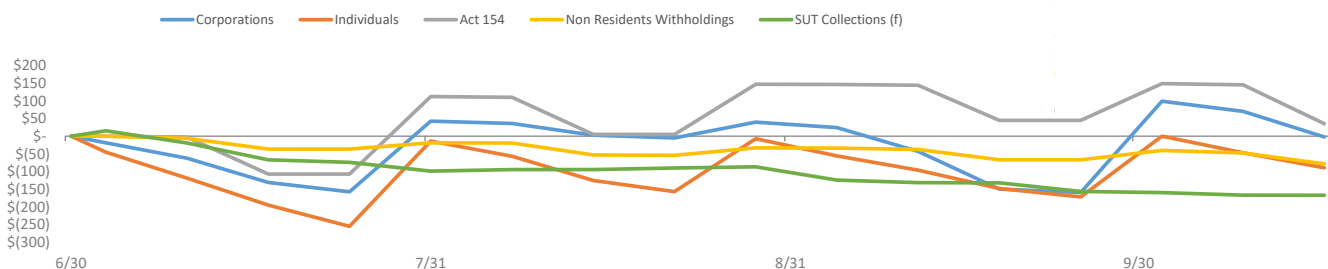
Key Takeaways / Notes

1.) The SURI Sweep account is now functioning properly and accumulated collections are consistently transferred to the TSA with a 2-4 day lag. This will result in a lower and more stable balance in the account going forward. There are currently \$203M in collections in the sweep account pending reconciliation and transfer to the TSA. Due to the on-going transition of various gross tax collections from Hacienda Colecturia to SURI, revenue concept detail for general tax SURI collections from October 1, 2020, through the date of this report is not available at this time. Other General Fund revenue includes \$99M of Income Tax from Partnerships. There was a sharp increase in this category during September 2020, accounting for \$84M of the \$99M recognized to date. Other General Fund revenue also includes receipts that have not been allocated to other concepts and this amount is approximately \$303M as of the date of this report. DTPR is continuing to reconcile revenues pertaining to FY20 that were collected in FY21 as a result of deferrals and extensions, as well as other pass-through and moratorium revenues that were previously non-General Fund. The collections schedule will be updated as information becomes available.

General Fund Collections Year to Date: Actual vs. Forecast (\$M)

	Actual (a) YTD 10/16	LP YTD 10/16	Var \$ YTD 10/16	Var % YTD 10/16
<b>General Fund Collections</b>				
Corporations	\$566	\$575	(\$9)	-2%
FY21 Collections	353	407	(54)	-13%
FY21 CIT for FEDE (Act 73-2008) (b)	10	17	(7)	-39%
FY20 Deferrals/Extensions	203	151	51	34%
Individuals	714	804	(90)	-11%
FY21 Collections	537	523	13	3%
FY20 Deferrals/Extensions	177	280	(103)	-37%
Act 154	469	433	36	8%
Non Residents Withholdings	68	150	(82)	-54%
FY21 Collections	67	145	(79)	-54%
FY21 NRW for FEDE (Act 73-2008) (b)	2	5	(3)	-65%
Motor Vehicles	122	77	45	59%
Rum Tax (c)	107	40	66	163%
Alcoholic Beverages	66	59	7	12%
Cigarettes (d)	25	30	(4)	-15%
HTA	149	178	(29)	-16%
Gasoline Taxes	33	54	(21)	-40%
Gas Oil and Diesel Taxes	5	7	(2)	-28%
Vehicle License Fees (\$15 portion)	11	7	4	65%
Vehicle License Fees (\$25 portion)	27	35	(8)	-22%
Petroleum Tax	56	69	(14)	-20%
Other	17	6	11	192%
CRUDITA	34	65	(30)	-47%
Other FY20 Deferrals/Extensions (e)	34	-	34	NA
Other General Fund	568	103	465	451%
<b>Total (e)</b>	<b>\$2,921</b>	<b>\$2,513</b>	<b>\$409</b>	<b>16%</b>
SUT Collections (f)	391	559	(168)	-30%
FY21 Collections	357	355	2	0%
FY20 Deferrals/Extensions	34	204	(169)	-83%
<b>Total General Fund Collections</b>	<b>\$ 3,313</b>	<b>\$ 3,071</b>	<b>\$ 241</b>	<b>8%</b>
Transfer of FY20 Closing Sweep Balance	1,024	512	512	100%
<b>Total TSA Cash General Fund Collections</b>	<b>\$ 4,337</b>	<b>\$ 3,583</b>	<b>\$ 753</b>	<b>21%</b>

YTD General Fund Receipts Cumulative Variance Liquidity Plan vs. Actual Cumulative Variance by Category (\$M)



Footnotes:

- (a) General Fund gross cash receipts by concept are approximated using net General Fund revenues adjusted for recurring monthly gross-ups and other adjustments.
- (b) Relates to income tax reserves that are subsequently passed through to PRIDCO.
- (c) This amount includes rum tax moratorium revenues.
- (d) Includes some cigarette tax collections that are subsequently passed through to HTA, PRMBA and other.
- (e) This amount includes FY20 Income Tax from Partnerships. Note the Liquidity Plan projection for this line item was rolled up in Corporate Income Tax deferrals/extensions.
- (f) SUT collections excludes PSTBA, FAM & CINE, and only includes the amounts deposited into the TSA for General Fund use.

**Puerto Rico Department of Treasury | AAFAF**  
*Other State Fund Collections Summary*

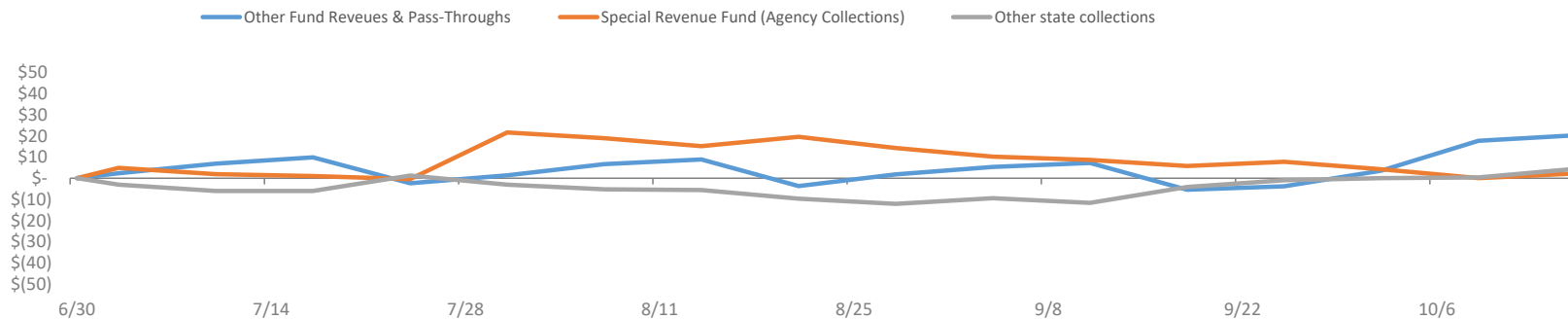
**Key Takeaways / Notes**

- 1.) Other state fund collections are mainly tracking the Liquidity Plan. Small overall variance is mostly assumed to be temporary due to timing, as special revenues and other collections may be received with irregular cadence.

**Other State Fund Collections Year to Date: Actual vs. Forecast (\$M)**

	Actual (a) YTD 10/16	LP YTD 10/16	Var \$ YTD 10/16	Var % YTD 10/16
<b>Other State Fund Collections</b>				
Other Fund Revenues & Pass-Throughs	\$65	\$45	\$20	45%
Electronic Lottery	11	-	11	NA
Cigarettes (PRITA)	9	9	-	0%
ASC Pass Through	4	5	(1)	-24%
ACCA Pass Through	27	17	10	58%
Other	14	14	1	7%
Special Revenue Fund (Agency Collections)	124	122	2	2%
Department of Education	12	4	7	161%
Department of Health	15	21	(7)	-31%
Department of State	11	4	7	173%
All Other	87	92	(5)	-6%
Other state collections	106	101	4	4%
Bayamón University Hospital	2	2	(1)	-36%
Adults University Hospital (UDH)	11	7	4	59%
Pediatric University Hospital	5	5	0	7%
Commisioner of the Financial Institution	5	8	(3)	-42%
Department of Housing	6	4	2	57%
All Other	77	75	2	3%
<b>Total</b>	<b>\$295</b>	<b>\$268</b>	<b>\$27</b>	<b>10%</b>

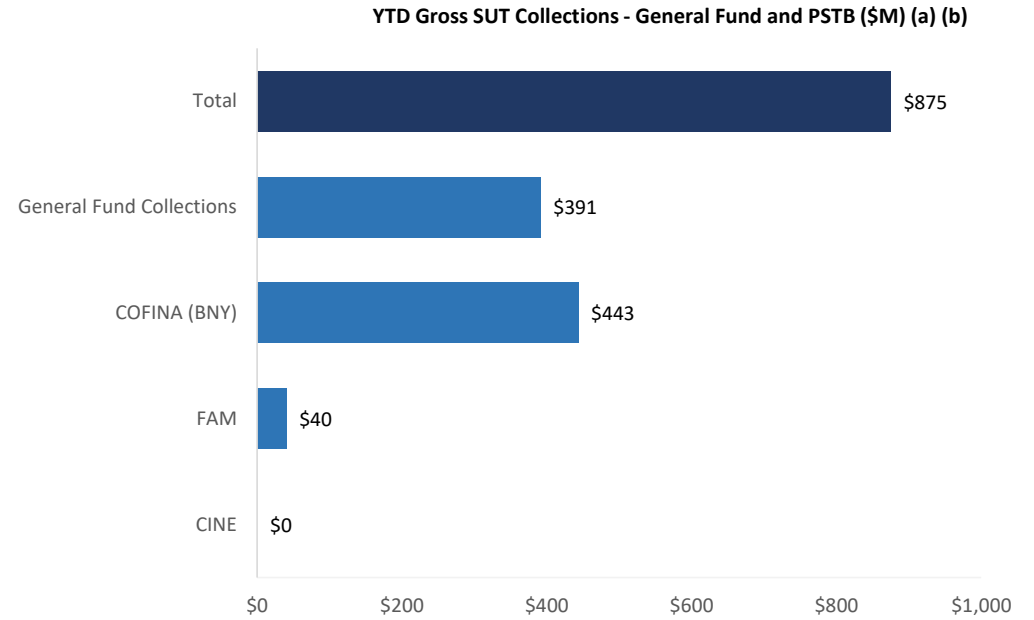
**YTD Other State Fund Receipts Cumulative Variance Liquidity Plan vs. Actual Cumulative Variance by Category (\$M)**



**Puerto Rico Department of Treasury | AAFAF**  
*Sales and Use Tax Collections Summary*

**Key Takeaways / Notes**

- 1.) The proceeds from the Puerto Rico 10.5% SUT rate are allocated as follows: Of the 10.5%, 5.5% is deposited into a COFINA BNY Mellon account until the PSTBA cap is reached, and 4.5% is deposited into the General Fund. The remaining 0.5% is remitted to FAM. The PSTBA cap for FY21 is \$447.5 million.



Footnotes

- (a) This schedule reflects gross cash activity and is subject to revision based on periodic reconciliations and accounting adjustments.
- (b) As of October 16, 2020 there is \$58M in SUT collected pending verification and allocation. The verification process includes matching receipts with the appropriate returns and reconciling government account information. Once this process is complete, SUT funds are distributed in accordance with the COFINA Plan of Adjustment based on the ownership of funds and otherwise based on the limits on distributions established therein.

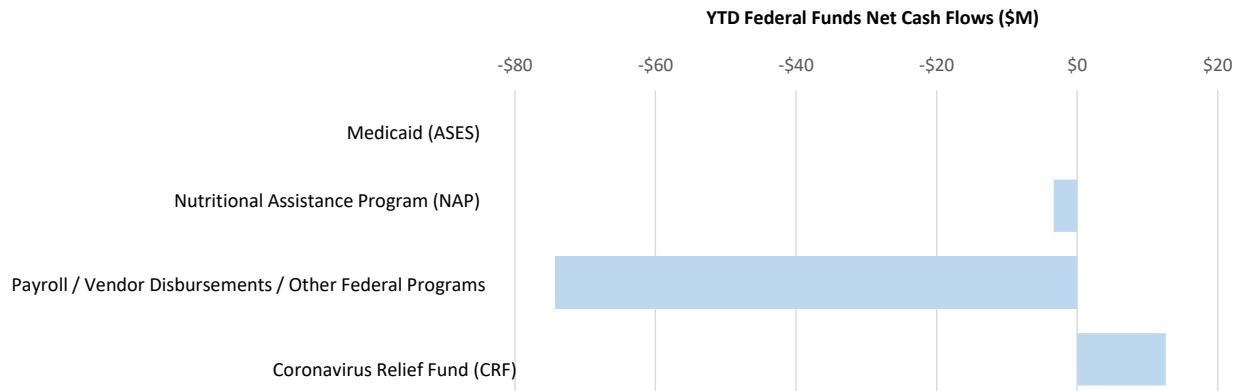
**Puerto Rico Department of Treasury | AAFAF**  
*Federal Funds Net Cash Flow Summary (a)(b)*

**Key Takeaways / Notes**

1.) Receipts for the Nutritional Assistance Program (NAP) and Medicaid (ASES Pass-through) are received in advance of the subsequent pass through disbursements. Federal Funds received for Payroll and Vendor Payments are typically reimbursed following disbursement. Currently, there may be temporary surplus / (deficit) due timing differences relating to prior year carryover. Puerto Rico received \$2.24 billion from the Coronavirus Relief Fund (CRF) established under the CARES Act. These funds are held in a separate account outside of TSA and being disbursed according to the Strategic Disbursement Plan. Some of the measures are initially paid out through TSA, and later reimbursed from the CRF account. On September 11, 2020, \$111 million in CARES Act support to private hospitals was advanced through the TSA. This amount was reimbursed from the CRF account on September 18, 2020.

Weekly FF Net Surplus (Deficit)	FF		Net Cash		Variance
	Inflows	Outflows	Flow	LP Net Cash Flow	
Medicaid (ASES)	\$ 0	\$ (1)	\$ (0)	\$ -	\$ (0)
Nutritional Assistance Program (NAP)	53	(52)	1	-	1
Payroll / Vendor Disbursements / Other Federal Programs	37	(46)	(9)	(0)	(9)
Coronavirus Relief Fund (CRF)	26	(5)	21	-	21
<b>Total</b>	<b>\$ 117</b>	<b>\$ (104)</b>	<b>\$ 13</b>	<b>\$ (0)</b>	<b>\$ 13</b>

YTD Cumulative FF Net Surplus (Deficit)	FF		Net Cash		Variance
	Inflows	Outflows	Flow	LP Net Cash Flow	
Medicaid (ASES)	\$ 1,058	\$ (1,058)	\$ 0	\$ (51)	\$ 51
Nutritional Assistance Program (NAP)	824	(828)	(3)	-	(3)
Payroll / Vendor Disbursements / Other Federal Programs	464	(539)	(74)	-	(74)
Coronavirus Relief Fund (CRF)	262	(249)	13	42	(30)
<b>Total</b>	<b>\$ 2,608</b>	<b>\$ (2,673)</b>	<b>\$ (65)</b>	<b>\$ (9)</b>	<b>\$ (56)</b>



Footnotes

- (a) Please note that federal fund classification as represented here is based on the fund classification at the point of transaction. Agencies regularly review cash transactions and make accounting adjustments that result in fund reclassifications.
- (b) Note that the Liquidity Plan will generally project a YTD deficit and surplus each week for Medicaid and CRF funding, respectively. This is due to deficit and surpluses carried forward from FY20 (FY20 federal receipts in excess of FY20 federal fund outlays and spending prior to CRF reimbursement) that were assumed to unwind throughout the first quarter of FY21 as funds received in FY20 were utilized, thus resulting in projected net cash flow deficits and surpluses for the full year FY21 in Medicaid funding (-\$51M) and CRF (\$42M), yielding a projected -\$9m net deficit projected for FY21. Aside from the aforementioned projected cash flow surplus and deficit, all other federally funded cash flows are assumed to result in zero net cash flow for the full FY20, and week-to-week variations are assumed to be timing related.

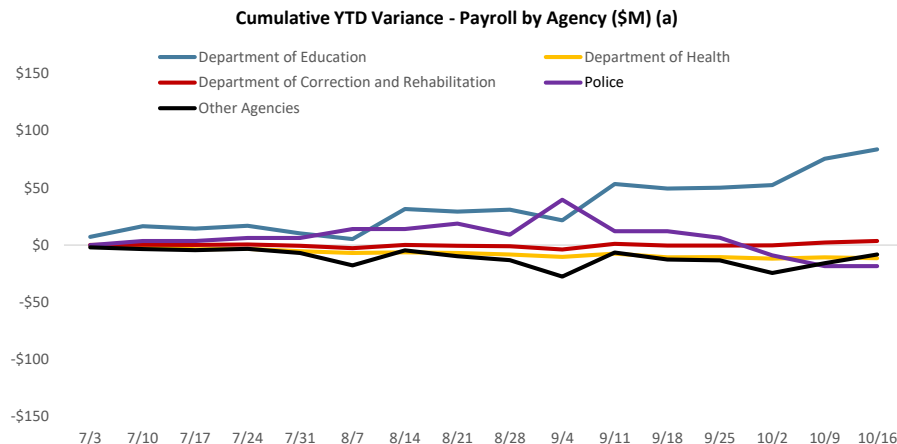
**Puerto Rico Department of Treasury | AAFAF**

*Payroll / Vendor Disbursements Summary*

**Key Takeaways / Notes : Gross Payroll**

- Gross payroll is tracking FY21 forecasts to date, with minimal variance through the first month of the fiscal year. Positive variance in DOE is expected to be timing related and may be offset by future months as the adjusted school year begins. All other agency variances are assumed to be temporary at this time.

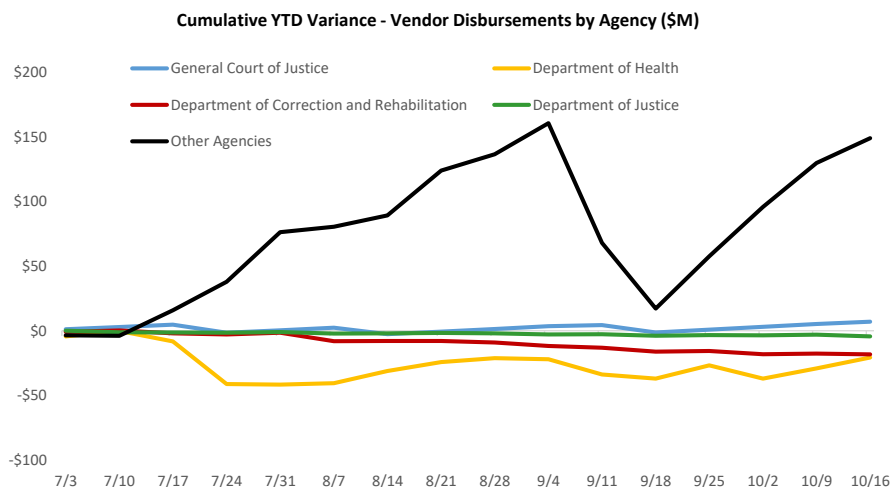
Gross Payroll (\$M) (a)	YTD
Agency	Variance
Department of Education	\$ 84
Department of Correction & Rehabilitation	4
Department of Health	(11)
Police	(18)
All Other Agencies	(8)
<b>Total YTD Variance</b>	<b>\$ 49</b>



**Key Takeaways / Notes : Vendor Disbursements**

- Negative vendor disbursements variance is mainly driven by several large payments. These include \$111m in CARES Act assistance paid through the TSA during the week ended 9/11, subsequently reimbursed from the CRF account during the week ended 9/18, and a \$73m payment to HTA on behalf of DTPR to fund the Abriendo Caminos capital investment program on September 15, 2020. These negative variances are offset by lower than expected payments on behalf of the Department of Education.

Vendor Disbursements (\$M)	YTD
Agency	Variance
General Court of Justice	\$ 7
Department of Justice	(4)
Department of Correction & Rehabilitation	(18)
Department of Health	(21)
All Other Agencies	149
<b>Total YTD Variance</b>	<b>\$ 113</b>



Footnotes

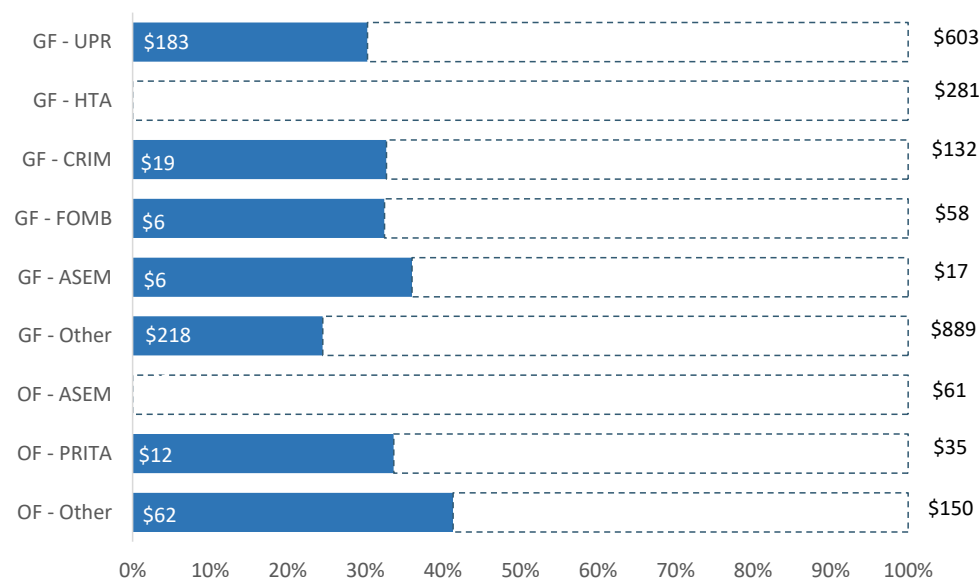
(a) Gross Payroll is equal to the sum of: (i) Net Payroll by Agency from the DTPR RHUM system; (ii) Other Payroll and (iii) Cash outlays for wage garnishments by Agency.

**Puerto Rico Department of Treasury | AAFAF**  
*State Funded Budgetary Transfers Summary*

**Key Takeaways / Notes**

- 1.) General Fund appropriations are generally executed throughout the year on a consistent basis in the first week of a given month. The amount transferred each month is usually the sum of the receiving entity's budgeted amount for FY21 divided into twelve, subject to a 2.5% holdback through the first nine months of the fiscal year. Other General Fund transfers and Other Fund transfers require the recognition of certain revenues within DTPR accounting records prior to sending funds to a receiving entity. Throughout July, complications with the revenue recognition process at DTPR has slowed the recording of certain revenues and subsequently certain state-funded budgetary transfers from the TSA. Neither PRIDCO nor ASES have received budgeted FY21 General Fund transfers yet this fiscal year, driving \$133M of the \$91M variance in Other GF appropriations. However, this is partially offset by \$36.3M in funds reprogrammed from the FY20 Healthcare reserve account that were transferred to ASES on 10/08/2020 to cover costs associated to the "Contract[s] for the provision of Physical Health and Behavioral Health Services under the Government Health Plan for the Commonwealth of Puerto Rico" between ASES and several Managed Care Organizations.

**YTD FY2021 Budgeted Appropriations Executed (\$M)**



**Remaining Appropriation Budget (\$M)**

Entity Name	Full Year		
	Actual YTD	Expectation	Remaining
GF - UPR	\$ 183	\$ 603	\$ 420
GF - HTA	-	281	281
GF - CRIM	43	132	89
GF - FOMB	19	58	39
GF - ASEM	6	17	11
GF - Other	218	889	671
OF - ASEM	-	61	61
OF - PRITA	12	35	23
OF - Other	62	150	88
<b>Total</b>	<b>\$ 542</b>	<b>\$ 2,226</b>	<b>\$ 1,683</b>

**YTD Appropriation Variance (\$M)**

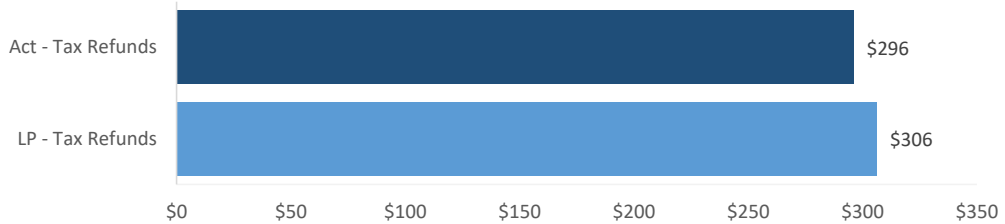
Entity Name	Liquidity Plan		
	Actual YTD	YTD	Variance
GF - UPR	\$ 183	\$ 196	\$ 13
GF - HTA	-	91	91
GF - CRIM	43	43	(0)
GF - FOMB	19	19	-
GF - ASEM	6	5	(1)
GF - Other	218	309	91
OF - ASEM	-	15	15
OF - PRITA	12	9	(3)
OF - Other	62	62	0
<b>Total</b>	<b>\$ 542</b>	<b>\$ 750</b>	<b>\$ 207</b>

**Puerto Rico Department of Treasury | AAFAF**  
*Tax Refunds / PayGo and Pensions Summary*

**Key Takeaways / Notes : Tax Refunds**

- 1.) Tax refunds, which include EITC distributions, refunds to individuals and seniors, and other tax credits, are tracking as expected through the first month of the fiscal year.

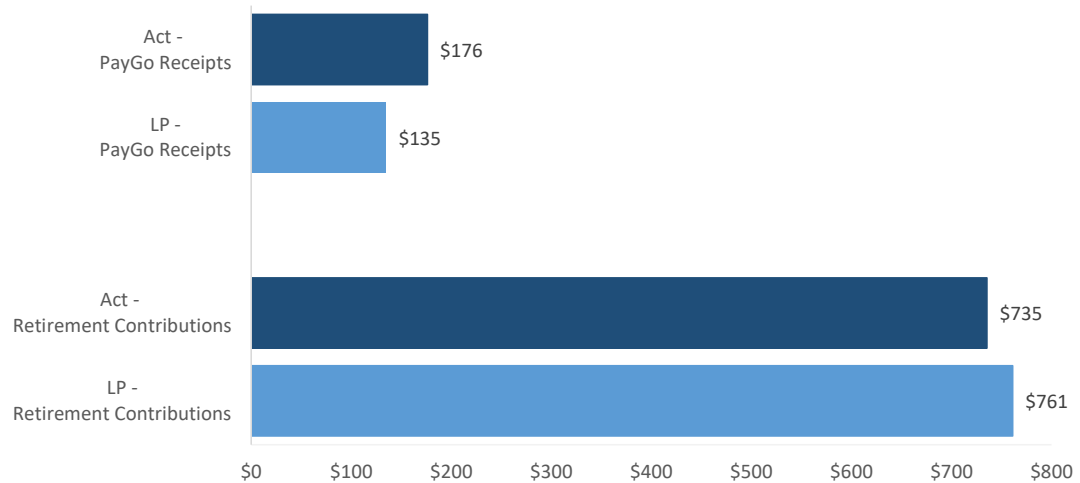
**YTD Tax Refunds Disbursed (\$M)**



**Key Takeaways / Notes : PayGo Receipts and Retirement Contributions**

- 1.) YTD PayGo Receipts are higher than forecast due to payments received in FY21 from certain Component Units for FY20 invoices. Such receipts from the State Insurance Fund, PBA, and ACAA, totaling \$21.7M, \$3.8M, and \$3.2M, respectively, are the largest drivers of this variance. YTD Retirement Contributions variance is temporary, and is expected to reverse in subsequent weeks.

**YTD PayGo Receipts and Retirement Contributions (\$M)**





## Puerto Rico Department of Treasury | AAFAF

## Schedule A: Central Government - Live Web Portal AP by Payee Type (a) (b)

All Agencies

(figures in \$000s)

Continues and Continued...

ID	Agency Name	3rd Party Payables	Intergovernmental Payables	Total
071	Department of Health	\$ 104,416	\$ 86,522	\$ 190,938
025	Hacienda (entidad interna - fines de contabilidad)	24,409	72,712	97,121
081	Department of Education	61,182	5,118	66,300
123	Families and Children Administration	26,605	159	26,764
122	Department of the Family	22,283	59	22,342
049	Department of Transportation and Public Works	21,724	12	21,736
271	Office of Information Technology and Communications	20,303	-	20,303
045	Department of Public Security	17,225	-	17,225
329	Socio-Economic Development Office	16,072	43	16,115
024	Department of the Treasury	15,471	20	15,491
127	Adm. for Socioeconomic Development of the Family	13,024	199	13,223
137	Department of Correction and Rehabilitation	12,565	17	12,582
038	Department of Justice	11,535	167	11,702
078	Department of Housing	9,825	1	9,826
095	Mental Health and Addiction Services Administration	9,389	8	9,397
050	Department of Natural and Environmental Resources	9,073	21	9,094
087	Department of Sports and Recreation	7,933	162	8,095
126	Vocational Rehabilitation Administration	6,127	41	6,168
067	Department of Labor and Human Resources	5,914	24	5,938
031	General Services Administration	5,377	60	5,436
043	Puerto Rico National Guard	4,542	56	4,598
021	Emergency Management and Disaster Adm. Agency	4,352	65	4,417
028	Commonwealth Election Commission	3,830	100	3,930
124	Child Support Administration	3,547	85	3,632
120	Veterans Advocate Office	2,034	2	2,036
241	Administration for Integral Development of Childhood	938	945	1,883
055	Department of Agriculture	1,709	100	1,809
014	Environmental Quality Board	1,419	323	1,742
015	Office of the Governor	1,501	28	1,529
022	Office of the Commissioner of Insurance	1,306	-	1,306
040	Puerto Rico Police	1,039	13	1,051
290	State Energy Office of Public Policy	914	-	914
105	Industrial Commission	650	191	840
152	Elderly and Retired People Advocate Office	798	1	799
018	Planning Board	744	-	744

## Puerto Rico Department of Treasury | AAFAF

## Schedule A: Central Government - Live Web Portal AP by Payee Type (a) (b)

## All Agencies

(figures in \$000s)

Continues and Continued...

ID	Agency Name	3rd Party Payables	Intergovernmental Payables	Total
023	Department of State	704	-	704
035	Industrial Tax Exemption Office	554	1	555
016	Office of Management and Budget	524	2	527
141	Telecommunication's Regulatory Board	426	-	426
155	State Historic Preservation Office	395	4	398
075	Office of the Financial Institutions Commissioner	380	-	380
273	Permit Management Office	326	-	326
065	Public Services Commission	270	0	270
089	Horse Racing Industry and Sport Administration	247	-	247
096	Women's Advocate Office	180	-	180
266	Office of Public Security Affairs	172	-	172
153	Advocacy for Persons with Disabilities of the Commonwealth	111	-	111
069	Department of Consumer Affairs	104	-	104
226	Joint Special Counsel on Legislative Donations	85	-	85
062	Cooperative Development Commission	81	-	81
042	Firefighters Corps	64	-	64
030	Office of Adm. and Transformation of HR in the Govt.	58	-	58
132	Energy Affairs Administration	49	-	49
220	Correctional Health	48	-	48
060	Citizen's Advocate Office (Ombudsman)	46	0	47
037	Civil Rights Commission	42	0	42
231	Health Advocate Office	26	-	26
281	Office of the Electoral Comptroller	20	-	20
139	Parole Board	17	-	17
034	Investigation, Prosecution and Appeals Commission	16	-	16
224	Joint Commission Reports Comptroller	2	-	2
	Other	5,809	6,108	11,917
<b>Total</b>		<b>\$ 460,530</b>	<b>\$ 173,370</b>	<b>\$ 633,901</b>

Footnotes:

- (a) Data presented above represents the Central Government live AP Web Portal repository of third party and intergovernmental invoices by agency, implemented in FY2019. The full transition to managing central government payables through the web portal is complete, however government agencies and vendors continue to analyze the information contained in this report to ensure its accuracy. Ongoing efforts with the largest agencies and their vendors to implement the appropriate processes and controls needed to realize improvements in reporting and efficiency continue as of the date of this report.
- (b) On a go-forward basis, vendors submit invoices for approval through the live AP Web Portal where they are logged electronically, matched with the appropriate purchase order or other relevant documentation, and approved / vouchered at the agency level through the online interface.

## Puerto Rico Department of Treasury | AAFAF

## Schedule B: Central Government - Live Web Portal AP Aging (a) (b)

## All Agencies

(figures in \$000s)

Continues and Continued...

ID	Agency Name	0 - 30	31 - 60	61 - 90	Over 90 days	Total
071	Department of Health	\$ 20,659	\$ 16,774	\$ 8,846	\$ 144,660	\$ 190,938
025	Hacienda (entidad interna - fines de contabilidad)	73,534	1,917	5,530	16,141	97,121
081	Department of Education	28,010	10,422	4,616	23,252	66,300
123	Families and Children Administration	1,481	1,495	1,270	22,518	26,764
122	Department of the Family	3,607	860	407	17,468	22,342
049	Department of Transportation and Public Works	1,262	689	161	19,624	21,736
271	Office of Information Technology and Communications	42	22	158	20,080	20,303
045	Department of Public Security	4,900	1,633	1,158	9,535	17,225
329	Socio-Economic Development Office	2,934	185	4,825	8,171	16,115
024	Department of the Treasury	7,176	6,465	1,689	161	15,491
127	Adm. for Socioeconomic Development of the Family	1,270	1,807	870	9,277	13,223
137	Department of Correction and Rehabilitation	3,130	1,844	1,529	6,079	12,582
038	Department of Justice	2,959	616	1,408	6,719	11,702
078	Department of Housing	813	1,623	1,586	5,803	9,826
095	Mental Health and Addiction Services Administration	3,732	1,439	1,314	2,911	9,397
050	Department of Natural and Environmental Resources	2,235	572	1,022	5,265	9,094
087	Department of Sports and Recreation	107	1,536	2,664	3,788	8,095
126	Vocational Rehabilitation Administration	1,472	319	529	3,849	6,168
067	Department of Labor and Human Resources	1,852	1,830	318	1,938	5,938
031	General Services Administration	96	14	1,270	4,056	5,436
043	Puerto Rico National Guard	824	748	537	2,489	4,598
021	Emergency Management and Disaster Adm. Agency	47	10	37	4,322	4,417
028	Commonwealth Election Commission	2,016	523	881	509	3,930
124	Child Support Administration	265	643	56	2,668	3,632
120	Veterans Advocate Office	477	0	1	1,558	2,036
241	Administration for Integral Development of Childhood	341	89	159	1,293	1,883
055	Department of Agriculture	177	53	96	1,483	1,809
014	Environmental Quality Board	103	142	67	1,429	1,742
015	Office of the Governor	100	9	31	1,389	1,529
022	Office of the Commissioner of Insurance	63	87	115	1,041	1,306
040	Puerto Rico Police	-	-	-	1,051	1,051
290	State Energy Office of Public Policy	-	-	-	914	914
105	Industrial Commission	68	53	33	686	840
152	Elderly and Retired People Advocate Office	311	135	80	274	799
018	Planning Board	319	312	52	61	744

## Puerto Rico Department of Treasury | AAFAF

## Schedule B: Central Government - Live Web Portal AP Aging (a) (b)

## All Agencies

(figures in \$000s)

Continues and Continued...

ID	Agency Name	0 - 30	31 - 60	61 - 90	Over 90 days	Total
023	Department of State	103	76	93	432	704
035	Industrial Tax Exemption Office	0	0	0	555	555
016	Office of Management and Budget	416	71	9	30	527
141	Telecommunication's Regulatory Board	73	0	1	351	426
155	State Historic Preservation Office	20	53	179	147	398
075	Office of the Financial Institutions Commissioner	66	199	1	115	380
273	Permit Management Office	9	11	11	294	326
065	Public Services Commission	0	-	-	270	270
089	Horse Racing Industry and Sport Administration	-	49	35	163	247
096	Women's Advocate Office	4	16	18	142	180
266	Office of Public Security Affairs	10	0	2	160	172
153	Advocacy for Persons with Disabilities of the Commonwealth	23	59	1	28	111
069	Department of Consumer Affairs	10	14	4	77	104
226	Joint Special Counsel on Legislative Donations	10	0	0	74	85
062	Cooperative Development Commission	14	11	14	42	81
042	Firefighters Corps	-	-	0	64	64
030	Office of Adm. and Transformation of HR in the Govt.	2	3	6	47	58
132	Energy Affairs Administration	-	-	-	49	49
220	Correctional Health	16	6	8	18	48
060	Citizen's Advocate Office (Ombudsman)	28	9	4	6	47
037	Civil Rights Commission	17	1	1	22	42
231	Health Advocate Office	20	4	2	0	26
281	Office of the Electoral Comptroller	16	1	-	3	20
139	Parole Board	4	3	2	8	17
034	Investigation, Prosecution and Appeals Commission	1	0	2	13	16
224	Joint Commission Reports Comptroller	0	0	0	1	2
	Other	9,152	156	159	2,452	11,917
<b>Total</b>		<b>\$ 176,394</b>	<b>\$ 55,609</b>	<b>\$ 43,873</b>	<b>\$ 358,024</b>	<b>\$ 633,901</b>

Footnotes:

- (a) Data presented above represents the Central Government live AP Web Portal repository of third party and intergovernmental invoices by agency, implemented in FY2019. The full transition to managing central government payables through the web portal is complete, however government agencies and vendors continue to analyze the information contained in this report to ensure its accuracy. Ongoing efforts with the largest agencies and their vendors to implement the appropriate processes and controls needed to realize improvements in reporting and efficiency continue as of the date of this report.
- (b) On a go-forward basis, vendors submit invoices for approval through the live AP Web Portal where they are logged electronically, matched with the appropriate purchase order or other relevant documentation, and approved / vouchered at the agency level through the online interface.