



***Puerto Rico Department of Treasury***

*Treasury Single Account ("TSA") FY 2022 Cash Flow*

*As of April 8, 2022*

## Disclaimer

- The Puerto Rico Fiscal Agency and Financial Advisory Authority (“AAFAF”), the Government of Puerto Rico (the “Government”), and each of their respective officers, directors, employees, agents, attorneys, advisors, members, partners or affiliates (collectively, with AAFAF and the Government the “Parties”) make no representation or warranty, express or implied, to any third party with respect to the information contained herein and all Parties expressly disclaim any such representations or warranties.
- The Parties do not owe or accept any duty or responsibility to any reader or recipient of this presentation, whether in contract or tort, and shall not be liable for or in respect of any loss, damage (including without limitation consequential damages or lost profits) or expense of whatsoever nature of such third party that may be caused by, or alleged to be caused by, the use of this presentation or that is otherwise consequent upon the gaining of access to this document by such third party.
- This document does not constitute an audit conducted in accordance with generally accepted auditing standards, an examination of internal controls or other attestation or review services in accordance with standards established by the American Institute of Certified Public Accountants or any other organization. Nor does this document constitute an audit of compliance with any other federal law, rule, or regulation. Accordingly, the Parties do not express an opinion or any other form of assurance on the financial statements or any financial or other information or the internal controls of the Government and the information contained herein.
- Any statements and assumptions contained in this document, whether forward-looking or historical, are not guarantees of future performance and involve certain risks, uncertainties, estimates and other assumptions made in this document. The economic and financial condition of the Government and its instrumentalities is affected by various financial, social, economic, environmental and political factors. These factors can be very complex, may vary from one fiscal year to the next and are frequently the result of actions taken or not taken, not only by the Government and its agencies and instrumentalities, but also by entities such as the government of the United States. Because of the uncertainty and unpredictability of these factors, their impact cannot be included in the assumptions contained in this document. Future events and actual results may differ materially from any estimates, projections, or statements contained herein. Nothing in this document should be considered as an express or implied commitment to do or take, or to refrain from taking, any action by AAFAF, the Government, or any government instrumentality in the Government or an admission of any fact or future event. Nothing in this document shall be considered a solicitation, recommendation or advice to any person to participate, pursue or support a particular course of action or transaction, to purchase or sell any security, or to make any investment decision.
- By receiving this document, the recipient shall be deemed to have acknowledged and agreed to the terms of these limitations.
- This document may contain capitalized terms that are not defined herein, or may contain terms that are discussed in other documents or that are commonly understood. You should make no assumptions about the meaning of capitalized terms that are not defined, and you should consult with advisors of AAFAF should clarification be required.

## Glossary

Term	Definition
<b>ACAA</b>	- Automobile Accident Compensation Administration, or Administración de Compensaciones por Accidentes de Automoviles, is a component unit of the Commonwealth of Puerto Rico.
<b>Act 154</b>	- Act 154 means Act No. 154-2010, which, inter alia, imposes a temporary excise tax on the acquisition by multinationals of certain property manufactured or produced in whole or in part in Puerto Rico and on the acquisition of certain manufacturing services carried out in Puerto Rico. The Act 154 temporary excise tax expires on December 31, 2027.
<b>AFI / PRIFA</b>	- Infrastructure Financing Authority.
<b>ASC</b>	- Compulsory Liability Insurance, private insurance company.
<b>ASES</b>	- Puerto Rico Health Insurance Administration, a public corporation and component unit of the Commonwealth of Puerto Rico.
<b>CINE</b>	- Puerto Rico Cinema Fund, a recipient of certain assigned sales and use tax revenues.
<b>COFINA</b>	- Puerto Rico Sales Tax Financing Corporation.
<b>Deferred General Fund Receipts</b>	- Revenues pertaining to Fiscal Year 2020, such as individual and corporate income taxes, that are collected in subsequent fiscal years due to various executive orders and tax extensions in response to the COVID-19 pandemic.
<b>DTPR</b>	- Department of the Treasury of Puerto Rico.
<b>DTPR Collection System</b>	- This is the software system that DTPR uses for collections.
<b>FAM</b>	- Municipal Fund Administration, a recipient of certain assigned sales and use tax revenues.
<b>General Fund Collections</b>	- All gross tax collections received and deposited into the TSA from all Hacienda Collection Posts, through the Hacienda Colecturia Virtual (online), and/or SURI, as well as certain pass-through collections and others.
<b>General Fund</b>	- General Fund (Operating Fund) means the Commonwealth principal operating fund; disbursements from such fund are generally approved through the Commonwealth's annual budgeting process.
<b>Gross Payroll</b>	- Gross Payroll is equal to the sum of: (i) Net Payroll from the DTPR RHUM system; (ii) Other Payroll and (iii) Cash outlays for wage garnishments by Agency.
<b>HTA</b>	- Puerto Rico Highways and Transportation Authority, a public corporation and a component unit of the Commonwealth of Puerto Rico.
<b>Liquidity Plan (LP)</b>	- The Liquidity Plan is the translation of the Certified Fiscal Plan ("CFP") and Certified Budget ("Budget") into a cash flow projection. The TSA Liquidity Plan encompasses all cash flow activity within the TSA. Certain cash flow activity is contemplated in the CFP and Budget, but occurs outside the TSA. Cash flow bridges from the TSA to the CFP and Budget have been included to facilitate comparison.
<b>Liquidity Plan Reforecast (RF or "Reforecast")</b>	- The TSA Liquidity Plan Reforecast accounts for the re-certified FY22 budget and fiscal plan which account for upward revised revenue projections, Plan related disbursements, and other budgetary changes.
<b>NAP</b>	- NAP, or the Nutrition Assistance Program, also known as PAN, or Programa de Asistencia Nutricional is a federal assistance nutritional program provided by the United States Department of Agriculture (USDA) solely to Puerto Rico.
<b>Other Payroll</b>	- Other Payroll expenses relate to employee withholdings, social security, insurance, and other deductions.
<b>Other State Collections</b>	- Inflows related to various Health Department programs, the State Insurance Fund, the Commissioner of Financial Institutions, interest earned on TSA bank accounts and others.
<b>PayGo</b>	- PayGo - Puerto Rico pension system that is funded through a pay-as-you-go system. Retirement benefits expenses of government employers are paid by the central government and reimbursed by the employers, with such funds received by the TSA.
<b>Plan of Adjustment ("Plan")</b>	- Plan to adjust the liabilities for the Commonwealth of Puerto Rico, the Puerto Rico Public Building Authority, and Employee Retirement System of the Government of Puerto Rico confirmed on 1/18/22 by the US District Court for the District of Puerto Rico under PROMESA.
<b>PREPA</b>	- Puerto Rico Electric Power Authority, a public corporation and a component unit of the Commonwealth of Puerto Rico.
<b>PRITA</b>	- Puerto Rico Integrated Transport Authority, a public corporation and component unit of the Commonwealth of Puerto Rico.
<b>PSTBA</b>	- The PSTBA is an amount established under Act 91-2006, as amended, and the Sales Tax Revenue Bond Resolution, as amended and restated on June 10, 2009 (the "Bond Resolution"), that currently must be received by COFINA from 5.5% of the SUT before the Commonwealth can receive any of the other 5.5% SUT.
<b>Public Corporation</b>	- Public corporations are governmental authorities with autonomous structure separate from the central government administration and with independent treasury functions.
<b>RHUM System</b>	- This is the software system that DTPR uses for payroll.
<b>SIFC</b>	- State Insurance Fund Corporation, a public corporation and a component unit of the Commonwealth of Puerto Rico.
<b>Special Revenue Receipts</b>	- Collections made by central government agencies at collection posts for services rendered by the agencies as well as fees, licenses, permits, fines and others.
<b>SURI</b>	- Sistema Unificada de Rentas Internas is the new digital tool of the Department of the Treasury that will allow integration and streamlining of the administration of taxes and revenues and eliminate the complexity of the current systems for the benefit of the Treasury and the taxpayers.
<b>Sweep Account Transfers</b>	- Transfers of Fiscal Year 2020 collections in the SURI sweep account to the TSA during Fiscal Year 2021. The closing balance of the sweep account on June 30, 2020, was \$1,024 million.
<b>TSA</b>	- Treasury Single Account, the Commonwealth's main operational bank account (concentration account) in which a majority of receipts from Governmental funds are deposited and from which most expenses are disbursed. TSA receipts include tax collections, charges for services, intergovernmental collections, the proceeds of short and long-term debt issuances and amounts held in custody by the Secretary of the Treasury for the benefit of the Commonwealth's fiduciary funds. Only a portion of the revenues received by the TSA is included in the annual General Fund budget presented to the Puerto Rico Legislative Assembly for approval. Other revenues are separately assigned by law to certain agencies or public corporations but still flow through the TSA.

## Introduction

- Enclosed is the weekly Treasury Single Account ("TSA") cash flow report and supporting schedules with weekly YTD FY2022 actual results compared to the FY2022 Liquidity Plan Reforecast ("RF") and FY2021 actual results.
- TSA is the Commonwealth's main operational bank account (concentration account) in which a majority of receipts from Governmental funds are deposited and from which most expenses are disbursed.
- Receipts in the TSA include tax collections (including revenues assigned to certain public corporations and pledged for the payment of their debt service), charges for services, intergovernmental collections (such as reimbursements from Federal assistance grants), the proceeds of short and long-term debt issuances held in custody by the Secretary of Treasury for the benefit of the Government fiduciary funds, and other receipts. Only a portion of the revenues received by the TSA is included in the annual General Fund budget presented to the Puerto Rico Legislative Assembly for approval. Other revenues are separately assigned by law to certain agencies or public corporations but still flow through the TSA.
- Disbursements from the TSA include payroll and related costs, vendor and operational disbursements (including those reimbursed by Federal assistance grants and funded from Special Revenue Funds), welfare expenditures, capital outlays, debt service payments, required budgetary formulas and appropriation payments, pass-through payments of pledged revenues to certain public corporations, tax refunds, payments of current pension benefits and other disbursements.
- Federal funds related to disaster relief for hurricanes Irma and Maria are deposited in a separate bank account overseen by the Government Authorized Representative ("GAR"). Funds may be transferred to the TSA either: (i) after admissible disbursements (per approved Project Worksheets) have been made or (ii) once supporting documentation for an accrual or related expense are provided to and approved by FEMA. Therefore, FEMA funding may also be received in advance of actual cash disbursement, as payments to vendors may occur subsequent to when the corresponding services are rendered / expenses are recorded.
- Data limitations and commentary:  
The government has focused on cash transaction information for which access to reliable, timely, and detailed data is readily available. The government continues to work with DTPR and other parties to access additional reliable data that would help to provide additional detail in the future.

**Puerto Rico Department of Treasury | AAFAF**  
*Executive Summary - TSA Cash Flow Actual Results*  
 (figures in Millions)

Bank Cash Position	Weekly Cash Flow	YTD Net Cash Flow	YTD Actual vs RF Variance
\$5,397	(\$150)	(\$6,273)	\$113

**Bridge from FY22 Liquidity Plan Reforecast projected TSA Cash Balance to actual FY22 TSA Cash Balance as of April 8, 2022**

Cash Flow line item	Variance Bridge (\$M)	Comments
Liquidity Plan Reforecast Projected Cash Balance 4/8/22:	\$ 5,284	1. State collections are ahead of plan. General fund collections drive \$461M of the positive variance. The remaining \$164M of outperformance pertains to SRF receipts, which are largely pledged to specific uses and expected to be cash flow neutral over the long term. 2. The RF projected various custody account and other transfers from the TSA through the date of this report, several of which have not been made, including new parametric insurance, UHC Increase per union agreement, a portion of funds for PREPA Mobility Plan payroll, and others. Variances in these categories may reverse by year-end. 3. Operating disbursements are \$361M lower than projected YTD, primarily due to lower than projected federal fund disbursements by the Department of Education. A portion of the unspent balance from the FY22 GF budget at year-end may be carried over and used early next fiscal year. 4. Negative YTD variance is driven by: (i) temporary timing variances that will unwind by year-end; and (ii) federally-funded work credits not contemplated in the initial FY2022 Certified Budget. Disbursements related to these credits will be reimbursed with federal dollars and are expected to be net cash flow neutral over time.
1 State Collections	625	
2 Operating Disbursements	361	
3 Custody Account Transfers	134	
4 Tax Credits & Refunds	(952)	
All Other	(55)	
<b>Actual TSA Cash Account Balance</b>	<b>\$ 5,397</b>	
<b>Memo: Summary of Cash Balances</b>		
TSA Operational Cash	\$ 3,283	
TSA Reserves	2,115	

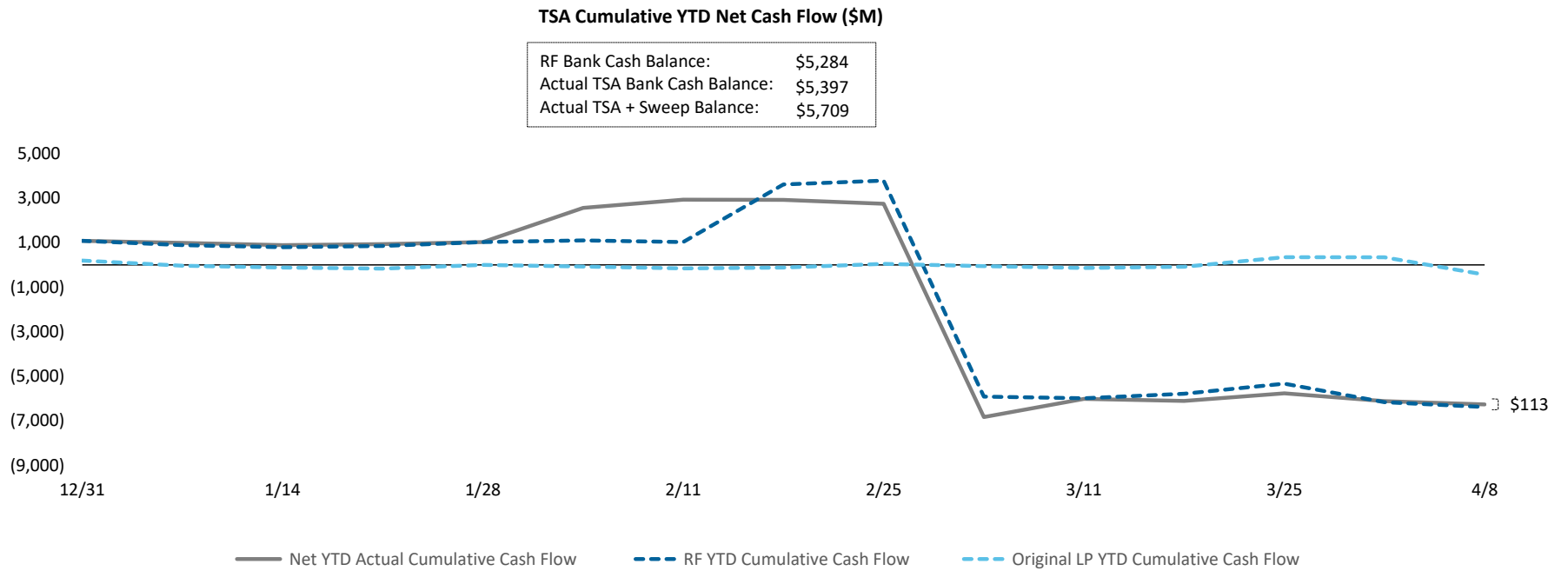
**Note on Reforecasted Liquidity Plan**

Note the TSA LP has been reforecast to account for the recently re-certified FY22 budget and fiscal plan, which includes upward revisions to revenue projections, Plan-related disbursements, and other budgetary changes.

**Memo: Significant Reforecast Changes**

Receipts (+\$1.0B), Plan disbursements (-\$10.7B), intragovernmental transfers to fund Plan disbursements (+\$2.5B) and other budgetary changes (+\$0.4B).

**Puerto Rico Department of Treasury | AAFAF**  
*YTD TSA Cash Flow Summary - Actual vs RF*



**YTD Actuals vs. Liquidity Plan Reforecast**

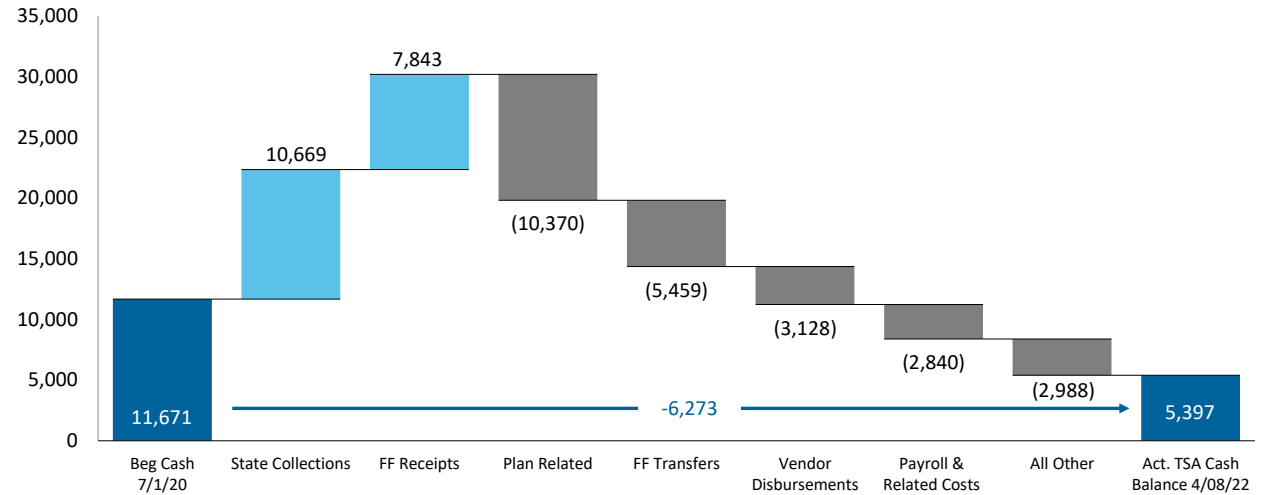
YTD net cash flow is -\$6,273M and cash flow variance to the Liquidity Plan Reforecast is \$113M, with various offsetting variances within.

**Puerto Rico Department of Treasury | AAFAP**  
**YTD Cash Flow Summary - TSA Cash Flow Actual Results**

**Net Cash Flow - YTD Actuals**

- The primary cash driver of FY22 is strong state collections. This is partially offset by \$10.4B of Plan-related disbursements. Federal Fund inflows of \$7,843M represent 37% of YTD inflows, but are largely offset by Federal Fund disbursements, with YTD net surplus of \$300M (Refer to page 13 for additional detail).

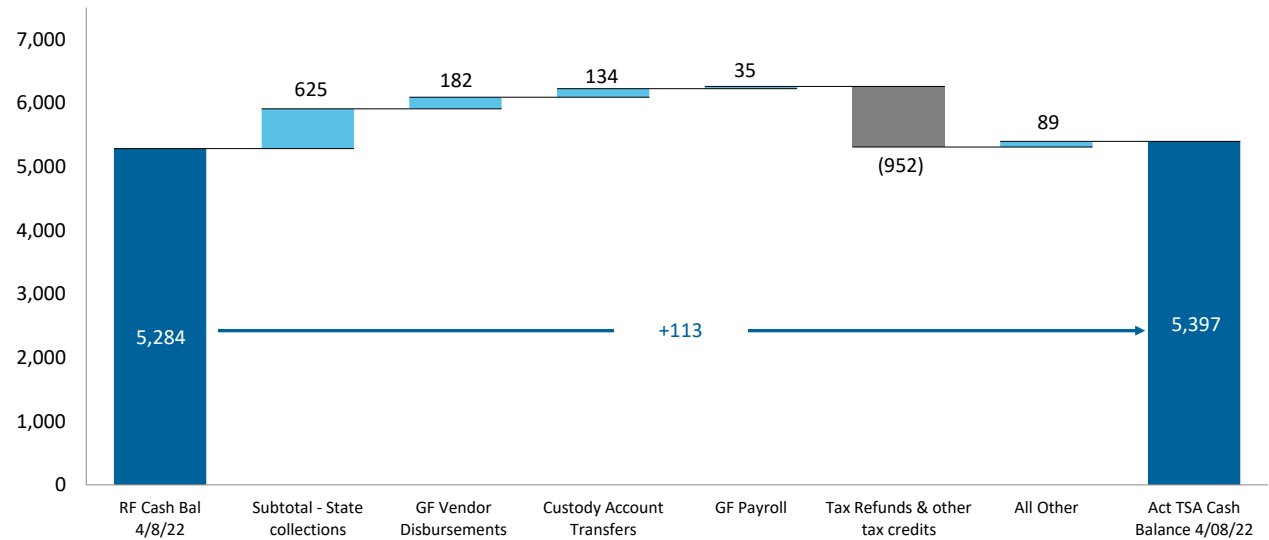
**TSA YTD Cash Flow Actuals: Key Cash Flow Concepts (\$M)**



**Net Cash Flow YTD Variance - LP vs. Actual**

- Continuing strong collections are the largest positive driver of YTD cash flow variance. This is offset by greater than projected tax refunds and credits, as well as negative timing variances related to Plan disbursements. A significant portion of incremental tax refunds and credits relates to federal programs and will be reimbursed to the TSA.

**TSA YTD Top Cash Flow Variances (\$M)**



Puerto Rico Department of Treasury | AAFAF  
TSA Cash Flow Actual Results for the Week Ended April 8, 2022

	FY22 Actual	FY22 RF	Variance	FY22 Actual	FY22 RF	Variance	FY22 LP	FY21 Actual
	4/8	4/8	4/8	YTD	YTD	YTD FY22 vs YTD FY22 RF	YTD	YTD (a)
<i>(figures in Millions)</i>								
<b>State Collections</b>								
1 General fund collections (b)	\$74	\$111	(\$37)	\$9,599	\$9,138	\$461	\$8,308	\$8,687
2 Other fund revenues & Pass-throughs (c)	4	0	4	171	115	56	114	206
3 Special Revenue receipts	17	10	7	380	296	83	274	339
4 All Other state collections (d)	31	8	23	519	495	24	473	493
5 Sweep Account Transfers	-	-	-	-	-	-	-	1,024
6 Subtotal - State collections (e)	\$126	\$130	(\$3)	\$10,669	\$10,044	\$625	\$9,169	\$10,750
<b>Federal Fund Receipts</b>								
7 Medicaid	33	-	33	2,100	2,243	(143)	769	2,269
8 Nutrition Assistance Program	36	125	(90)	2,896	2,926	(30)	2,855	2,111
9 All Other Federal Programs	38	85	(46)	1,930	2,168	(239)	2,436	1,314
10 Other	-	4	(4)	917	699	219	157	1,158
11 Subtotal - Federal Fund receipts	\$107	\$214	(\$107)	\$7,843	\$8,036	(\$193)	\$6,218	\$6,852
<b>Balance Sheet Related</b>								
12 Paygo charge	2	6	(5)	391	400	(9)	320	436
13 Other	-	-	-	-	-	-	-	-
14 Subtotal - Other Inflows	\$2	\$6	(\$5)	\$391	\$400	(\$9)	\$320	\$436
<b>Plan of Adjustment Related</b>								
15 CW Intragovernmental Transfers (f)	-	-	-	2,176	2,536	(360)	-	-
16 Other	-	-	-	243	-	243	-	-
17 Subtotal - Plan Inflows	-	-	-	\$2,419	\$2,536	(\$117)	-	-
18 <b>Total Inflows</b>	<b>\$235</b>	<b>\$350</b>	<b>(\$115)</b>	<b>\$21,321</b>	<b>\$21,016</b>	<b>\$305</b>	<b>\$15,708</b>	<b>\$18,038</b>
<b>Payroll and Related Costs (g)</b>								
19 General fund (j)	(45)	(76)	31	(2,022)	(2,057)	35	(2,098)	(2,043)
20 Federal fund	(4)	(28)	24	(646)	(927)	280	(862)	(355)
21 Other State fund	(3)	(3)	(0)	(172)	(123)	(48)	(112)	(124)
22 Subtotal - Payroll and Related Costs	(\$52)	(\$107)	\$55	(\$2,840)	(\$3,107)	\$267	(\$3,072)	(\$2,522)
<b>Operating Disbursements (h)</b>								
23 General fund (j)	(25)	(43)	18	(1,131)	(1,314)	182	(1,349)	(1,370)
24 Federal fund	(28)	(45)	17	(1,438)	(1,645)	206	(1,574)	(1,529)
25 Other State fund	(13)	(15)	2	(558)	(530)	(28)	(537)	(489)
26 Subtotal - Vendor Disbursements	(\$67)	(\$103)	\$36	(\$3,128)	(\$3,489)	\$361	(\$3,461)	(\$3,387)
<b>State-funded Budgetary Transfers</b>								
27 General Fund (j)	(78)	(144)	66	(1,874)	(1,884)	10	(2,481)	(1,605)
28 Other State Fund	-	(2)	2	(154)	(104)	(50)	(102)	(200)
29 Subtotal - Appropriations - All Funds	(\$78)	(\$146)	\$68	(\$2,029)	(\$1,989)	(\$40)	(\$2,583)	(\$1,805)
<b>Federal Fund Transfers</b>								
30 Medicaid	-	-	-	(2,064)	(2,241)	176	(769)	(2,268)
31 Nutrition Assistance Program	(48)	(126)	78	(2,893)	(2,921)	27	(2,855)	(2,088)
32 All other federal fund transfers	(18)	-	(18)	(501)	(358)	(143)	(90)	(682)
33 Subtotal - Federal Fund Transfers	(\$66)	(\$126)	\$60	(\$5,459)	(\$5,520)	\$61	(\$3,714)	(\$5,038)
<b>Other Disbursements - All Funds</b>								
34 Retirement Contributions	(8)	(5)	(3)	(1,915)	(1,945)	31	(1,941)	(1,925)
35 Tax Refunds & other tax credits (i) (j)	(108)	(57)	(50)	(1,426)	(474)	(952)	(471)	(707)
36 Title III Costs	(7)	(5)	(2)	(179)	(164)	(15)	(153)	(124)
37 State Cost Share	-	-	-	-	-	-	-	(40)
38 Milestone Transfers	-	-	-	-	-	-	(21)	(2)
39 Custody Account Transfers	-	(20)	20	(76)	(210)	134	(230)	(37)
40 Other items paid from FY22 Surplus	-	-	-	(173)	(695)	522	-	-
41 Cash Reserve	-	-	-	-	-	-	-	-
42 All Other	-	-	-	(0)	-	(0)	(500)	(56)
43 Subtotal - Other Disbursements - All Funds	(\$122)	(\$86)	(\$36)	(\$3,769)	(\$3,489)	(\$280)	(\$3,314)	(\$2,891)
<b>Plan of Adjustment Related</b>								
44 Disbursements to Paying Agent	-	-	-	(10,370)	(9,366)	(1,005)	-	-
45 Direct Disbursements	-	-	-	-	(444)	444	-	-
46 Subtotal - Plan Disbursements	-	-	-	(\$10,370)	(\$9,810)	(\$561)	-	-
47 <b>Total Outflows</b>	<b>(\$385)</b>	<b>(\$568)</b>	<b>\$183</b>	<b>(\$27,595)</b>	<b>(\$27,403)</b>	<b>(\$192)</b>	<b>(\$16,145)</b>	<b>(\$15,644)</b>
48 <b>Net Operating Cash Flow</b>	<b>(\$150)</b>	<b>(\$218)</b>	<b>\$68</b>	<b>(\$6,273)</b>	<b>(\$6,387)</b>	<b>\$113</b>	<b>(\$437)</b>	<b>\$2,394</b>
49 Bank Cash Position, Beginning	5,547	5,502	45	11,671	11,671	-	11,671	7,701
50 <b>Bank Cash Position, Ending</b>	<b>\$5,397</b>	<b>\$5,284</b>	<b>\$113</b>	<b>\$5,397</b>	<b>\$5,284</b>	<b>\$113</b>	<b>\$11,233</b>	<b>\$10,095</b>
<b>Memo: Summary of Accounts</b>								
Operational	\$3,283							
Reserves (k)	2,115							
<b>Total Bank Cash Position</b>	<b>\$5,397</b>							

**Note:** Refer to the next page for footnote reference descriptions.



**Puerto Rico Department of Treasury | AAFAP***FY22 TSA Cash Flow Actual Results - Footnotes*Footnotes:

- (a) Represents FY2021 actual results through April 9, 2021.
- (b) Represents gross tax collections received and deposited from all Hacienda Collection Posts, through the Hacienda Colecturia Virtual (online) and/or SURI. Additionally, as of the date of this report, the "General Fund Collections" line item includes unreconciled collections due to DTPR transition to collecting various gross tax receipts through the new SURI system. The transition from the Hacienda Colecturia collections system to SURI is ongoing and as such, revenue concept detail for the general tax SURI collections is not available at this time for the portion of collections received by the new general tax SURI account. This resulted in timing-related unreconciled gross collections which will be retroactively allocated to "General Collections" as appropriate once this information becomes available.
- (c) These revenues are collected by DTPR and immediately appropriated.
- (d) Inflows related to the State Insurance Fund, the Department of Labor and Human Resources, the Commissioner of Financial Institutions, interest earned on TSA bank accounts and others. As of the date this report the TSA has received \$6.6M in interest income in FY21 from earnings on the TSA cash balance.
- (e) As of April 8, 2022, there are \$311M in collections in the SURI sweep account pending reconciliation and transfer to the TSA.
- (f) Transfer of Government cash balances previously held outside of the TSA into a segregated TSA Plan account. These funds are being accumulated pursuant to the Plan for disbursement on, or after, the Plan effective date.
- (g) Represents total gross payroll. Gross payroll includes net payroll disbursed to government employees, cash transfers to the Police Department for payroll costs, and other payroll related costs (employee withholdings, social security, insurance, and other deductions).
- (h) Includes payments to third-party vendors as well as intergovernmental payments to agencies with separate Treasuries.
- (i) Includes Federally Funded Employee Retention Credits.
- (j) These line items include transfers out of the TSA related to the COVID-19 Emergency Measures Support Package. Total TSA outflows related to the COVID-19 Emergency Measures Support Package are approximately \$534M as of April 8, 2022. Of this amount, \$459M was disbursed in FY2020, \$75M in FY2021, and \$562k in FY2022.
- (k) Funds held in segregated accounts and unavailable for ordinary-course Commonwealth operations. These funds include the "rainy day" reserve, funds for Plan-related payments, and the revolving Disaster Relief Fund ("DRF").

Puerto Rico Department of Treasury | AAFAF  
General Fund Collections Summary

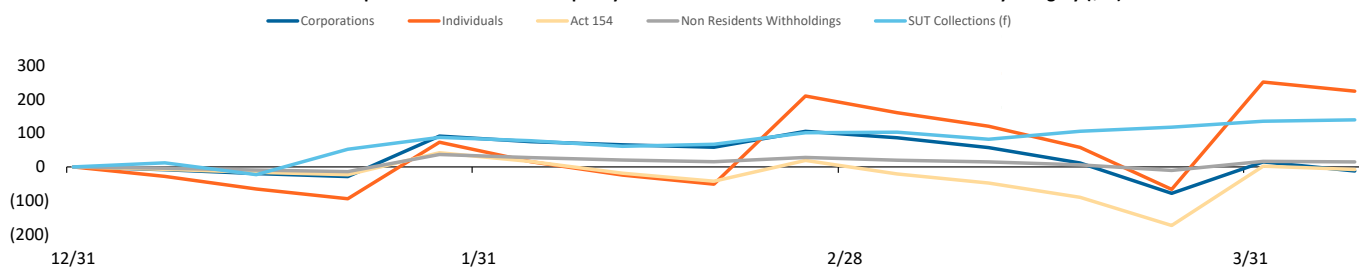
Key Takeaways / Notes

- Accumulated collections into TSA sweep accounts are now consistently transferred to the TSA with a 7-10 day lag. As of the date of this report, there were \$311M in collections in the SURI sweep account pending transfer to the TSA. Other General Fund revenue also includes receipts that have not been allocated to other concepts and this amount is approximately \$116M of unallocated collections. This collections schedule will be updated as information becomes available.

General Fund Collections Year to Date: Actual vs. Forecast (\$M)

	Actual (a)	RF	Var \$	Var %	LP
	YTD 4/8	YTD 4/8	YTD 4/8	YTD 4/8	YTD 4/8
<b>General Fund Collections</b>					
Corporations	\$1,436	\$1,463	(\$27)	-2%	\$1,296
Current Year Collections	1,425	1,437	(12)	-1%	1,217
Current Year CIT for FEDE (Act 73-2008) (b)	11	26	(14)	-57%	32
FY20 Deferrals/Extensions	-	-	-	NA	48
Individuals	2,395	2,171	224	10%	2,076
Current Year Collections	2,395	2,171	224	10%	1,987
FY20 Deferrals/Extensions	-	-	-	NA	89
Partnerships	261	251	9	4%	61
Act 154	1,070	1,077	(8)	-1%	1,136
Non Residents Withholdings	388	374	15	4%	272
Current Year Collections	375	360	15	4%	263
Current Year NRW for FEDE (Act 73-2008)	13	14	(0)	-2%	9
Motor Vehicles	490	476	15	3%	392
Rum Tax (c)	252	219	32	15%	163
Alcoholic Beverages	214	212	2	1%	194
Cigarettes (d)	128	128	0	0%	100
HTA	346	392	(46)	-12%	407
Gasoline Taxes	103	109	(6)	-5%	104
Gas Oil and Diesel Taxes	7	12	(5)	-40%	13
Vehicle License Fees (\$15 portion)	19	22	(3)	-15%	23
Vehicle License Fees (\$25 portion)	46	70	(25)	-35%	78
Petroleum Tax	170	158	13	8%	162
Other	1	21	(19)	-94%	27
CRUDITA	94	111	(17)	-15%	145
Other General Fund	616	493	122	25%	436
<b>Total</b>	<b>\$7,691</b>	<b>\$7,369</b>	<b>\$322</b>	<b>4%</b>	<b>\$6,679</b>
SUT Collections (f)	1,907	1,769	139	8%	1,629
Current Year Collections	1,907	1,769	139	8%	1,565
FY20 Deferrals/Extensions	-	-	--	NA	64
<b>Total General Fund Collections</b>	<b>\$ 9,599</b>	<b>\$ 9,138</b>	<b>\$ 461</b>	<b>5%</b>	<b>\$ 8,308</b>

YTD General Fund Receipts Cumulative Variance Liquidity Plan Reforecast vs. Actual Cumulative Variance by Category (\$M)



Footnotes:

- General Fund gross cash receipts by concept are approximated using net General Fund revenues adjusted for recurring monthly gross-ups and other adjustments.
- Relates to income tax reserves that are subsequently passed through to PRIDCO.
- Positive variance of +\$31M relates to timing of cash transfers to the TSA
- Includes some cigarette tax collections that are subsequently passed through to HTA, PRMBA and other.
- This amount includes FY20 Income Tax from Partnerships.
- SUT collections excludes PSTBA, FAM & CINE, and only includes the amounts deposited into the TSA for General Fund use.

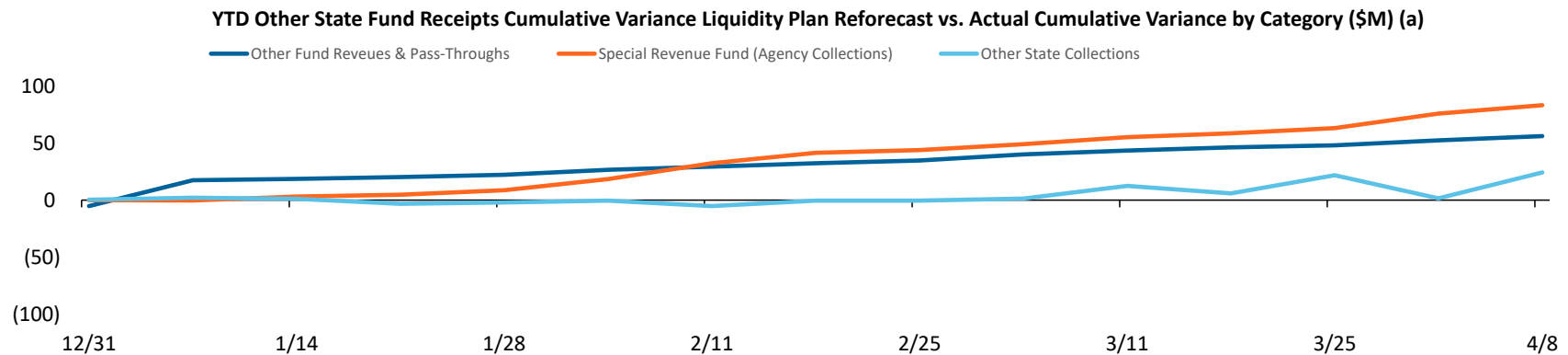
**Puerto Rico Department of Treasury | AAFAF**  
*Other State Fund Collections Summary*

**Key Takeaways / Notes**

- 1.) Other state fund collections are ahead of the Liquidity Plan. Most variance is mostly assumed to be temporary due to timing, as special revenues and other collections may be received with irregular cadence.

**Other State Fund Collections Year to Date: Actual vs. Forecast (\$M)**

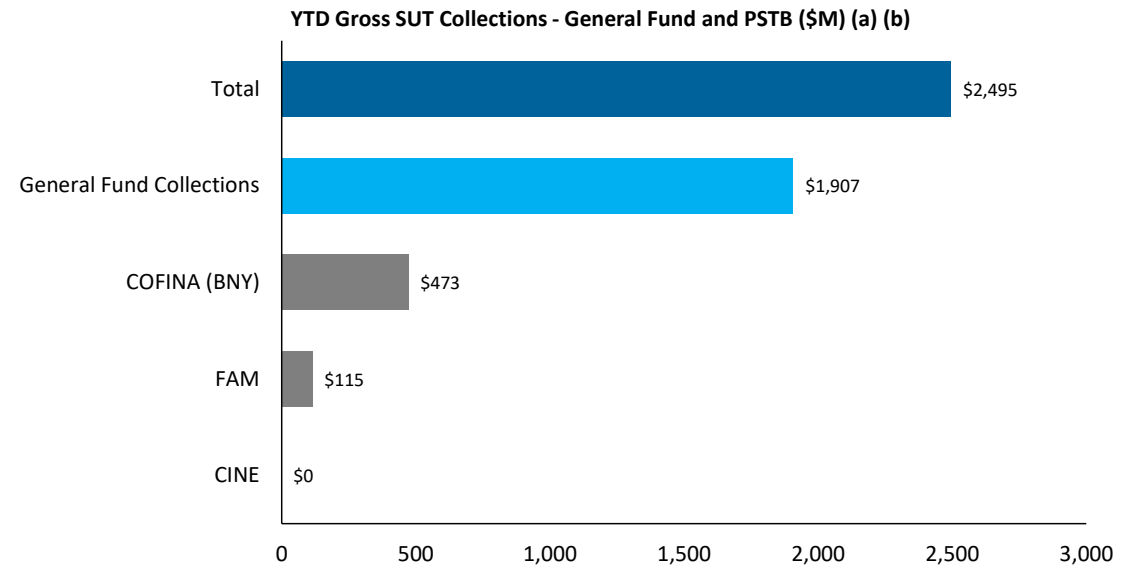
	<b>Actual (a)</b>	<b>RF</b>	<b>Var \$</b>	<b>Var %</b>
	<b>YTD 4/8</b>	<b>YTD 4/8</b>	<b>YTD 4/8</b>	<b>YTD 4/8</b>
<b>Other State Fund Collections</b>				
Other Fund Revenues & Pass-Throughs	\$171	\$115	\$56	49%
Electronic Lottery	42	34	7	21%
ASC Pass Through	15	13	2	19%
ACCA Pass Through	67	62	5	9%
Other	47	6	41	664%
Special Revenue Fund (Agency Collections)	380	296	83	28%
Department of Education	33	20	13	66%
Department of Health	48	39	8	21%
Department of State	10	8	2	29%
All Other	288	229	59	26%
Other state collections	519	495	24	5%
Bayamón University Hospital	2	3	(1)	-31%
Adults University Hospital (UDH)	33	37	(3)	-9%
Pediatric University Hospital	12	13	(1)	-10%
Commisioner of the Financial Institution	68	71	(3)	-4%
Department of Housing	18	19	(1)	-6%
Gaming Commission	155	176	(20)	-12%
All Other	230	176	54	31%
<b>Total</b>	<b>\$1,070</b>	<b>\$906</b>	<b>\$164</b>	<b>18%</b>



**Puerto Rico Department of Treasury | AAFAF**  
*Sales and Use Tax Collections Summary*

**Key Takeaways / Notes**

- 1.) The proceeds from the Puerto Rico 10.5% SUT rate are allocated as follows: Of the 10.5%, 5.5% is deposited into a COFINA BNY Mellon account until the PSTBA cap is reached, and 4.5% is deposited into the General Fund. The remaining 0.5% is remitted to FAM. The PSTBA cap for FY22 is \$473 million.



Footnotes

- (a) This schedule reflects gross cash activity and is subject to revision based on periodic reconciliations and accounting adjustments.
- (b) As of April 8, 2022 there is \$37M in SUT collected pending verification and allocation. The verification process includes matching receipts with the appropriate returns and reconciling government account information. Once this process is complete, SUT funds are distributed in accordance with the COFINA Plan of Adjustment based on the ownership of funds and otherwise based on the limits on distributions established therein.

**Puerto Rico Department of Treasury | AAFAF**  
*Federal Funds Net Cash Flow Summary (a)(b)*

**Key Takeaways / Notes**

- 1.) Receipts for the Nutritional Assistance Program (NAP) and Medicaid (ASES Pass-through) are received in advance of the subsequent pass through disbursements. Federal Funds received for Payroll and Vendor Payments are typically reimbursed following disbursement. Currently, there may be temporary surplus / (deficit) due timing differences relating to prior year carryover. Puerto Rico received \$2.24 billion from the Coronavirus Relief Fund (CRF) established under the CARES Act and \$2.5 billion of federal Coronavirus State & Local Fiscal Recovery funds (CSFRF). These funds are held in a separate account outside of TSA. Some of the measures funded by the accounts are initially paid out through TSA, and later reimbursed from the respective external account. On December 15, 2021, the TSA returned \$70M related to federal Economic Incentive Payments to an external bank account.

**Weekly FF Net Surplus (Deficit)**

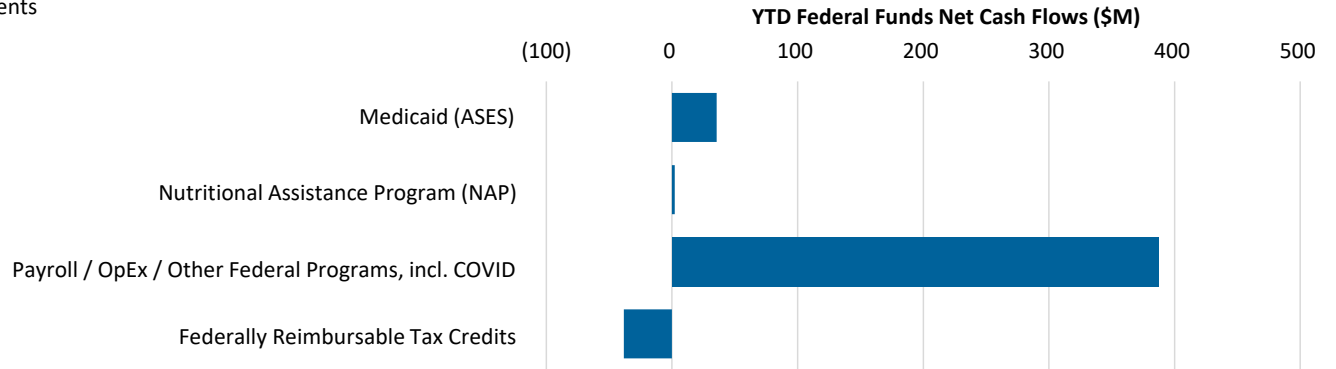
Medicaid (ASES)					
Nutritional Assistance Program (NAP)					
Payroll / OpEx / Other Federal Programs, incl. COVID					
Federally Reimbursable Tax Credits					
<b>Total</b>					

FF Inflows	FF Outflows	Net Cash Flow	RF Net Cash Flow	Variance
\$ 33	\$ -	\$ 33	\$ -	\$ 33
36	(48)	(12)	(0)	(12)
38	(50)	(12)	15	(28)
-	-	-	-	-
<b>\$ 107</b>	<b>\$ (98)</b>	<b>\$ 9</b>	<b>\$ 15</b>	<b>\$ (6)</b>

**YTD Cumulative FF Net Surplus (Deficit)**

Medicaid (ASES)					
Nutritional Assistance Program (NAP)					
Payroll / OpEx / Other Federal Programs, incl. COVID					
Federally Reimbursable Tax Credits					
<b>Total</b>					

FF Inflows	FF Outflows	Net Cash Flow	RF Net Cash Flow	Variance
\$ 2,100	\$ (2,064)	\$ 35	\$ 2	\$ 33
2,896	(2,893)	2	5	(3)
2,885	(2,585)	300	(87)	388
(38)	-	(38)	25	(63)
<b>\$ 7,843</b>	<b>\$ (7,543)</b>	<b>\$ 300</b>	<b>\$ (55)</b>	<b>\$ 355</b>



Footnotes

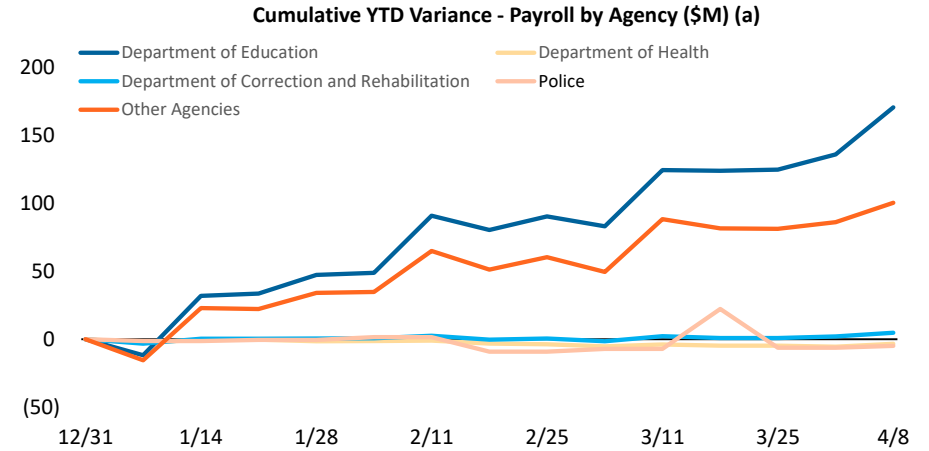
- (a) Please note that federal fund classification as represented here is based on the fund classification at the point of transaction. Agencies regularly review cash transactions and make accounting adjustments that result in fund reclassifications.

**Puerto Rico Department of Treasury | AAFAF**  
 Payroll / Vendor Disbursements Summary

**Key Takeaways / Notes : Gross Payroll**

- 1.) Positive YTD payroll variance is primarily driven by lower than projected federal fund disbursements for Department of Education payroll.

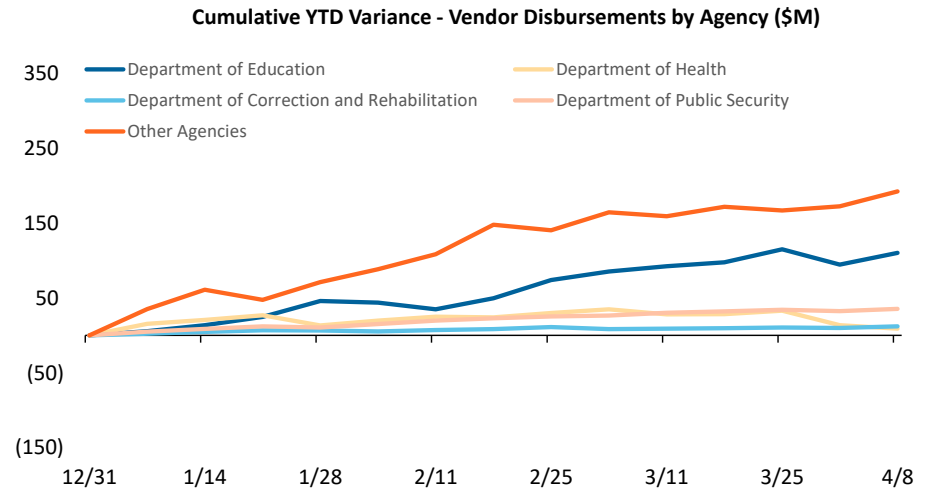
Gross Payroll (\$M) (a) (b)	YTD
Agency	Variance
Department of Education	\$ 170
Police	(5)
Department of Correction & Rehabilitation	5
Department of Health	(3)
All Other Agencies	100
<b>Total YTD Variance</b>	<b>\$ 267</b>



**Key Takeaways / Notes : Vendor Disbursements**

- 1.) Positive overall variance is due to lower than projected spending by the Department of Education, primarily of federal funds.

Vendor Disbursements (\$M)	YTD
Agency	Variance
Department of Education	\$ 110
Department of Public Security	35
Department of Correction & Rehabilitation	12
Department of Health	9
All Other Agencies	194
<b>Total YTD Variance</b>	<b>\$ 361</b>



Footnotes

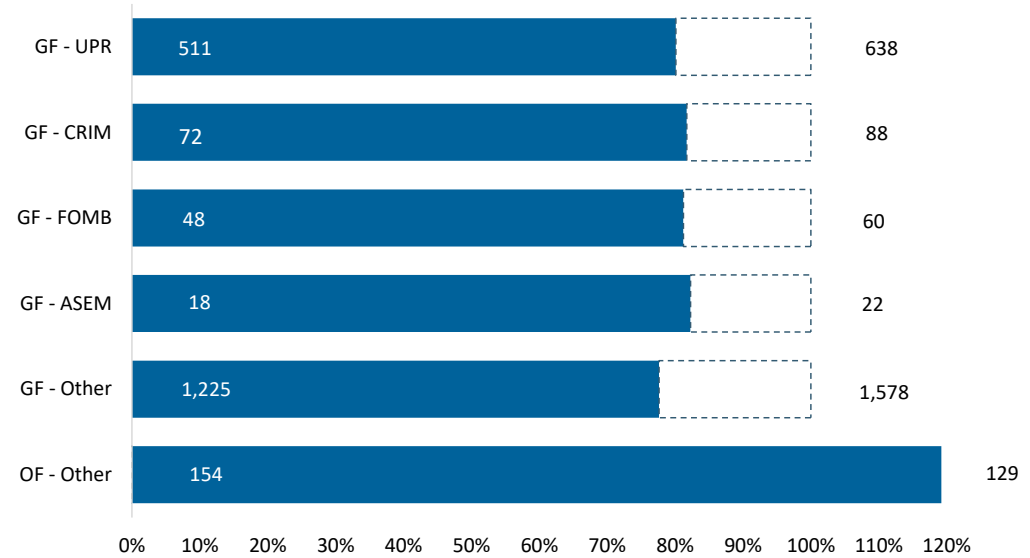
- (a) Gross Payroll is equal to the sum of: (i) Net Payroll by Agency from the DTPR RHUM system; (ii) Other Payroll and (iii) Cash outlays for wage garnishments by Agency.
- (b) Central government Christmas Bonus was funded on 12/3/2021 and it is included in payroll for the week ended 12/3. Funds for the Police bonus were transferred on 11/23.

**Puerto Rico Department of Treasury | AAFAF**  
*State Funded Budgetary Transfers Summary*

**Key Takeaways / Notes**

- 1.) General Fund appropriations are generally executed throughout the year on a consistent basis in the first week of a given month. The amount transferred each month is usually the sum of the receiving entity's budgeted amount for FY22 divided into twelve, subject to a 2.5% holdback through the first nine months of the fiscal year, to be disbursed during the fourth quarter following reconciliation of General Fund revenues to Fiscal Plan projections and subsequent approval and authorization for release by the Oversight Board and the Director of OMB. Other General Fund transfers and Other Fund transfers require the recognition of certain revenues within DTPR accounting records prior to sending funds to a receiving entity. In December, the ASES GF budget was reduced by \$786M after additional Federal Funds became available for healthcare costs. Note the \$786M have been reappropriated to an unallocated GF capex budgetary account under the custody of OMB.

**YTD FY2022 Budgeted Appropriations Executed (\$M)**



**Remaining Appropriation Budget (\$M)**

Entity Name	Full Year		
	Actual YTD	Expectation	Remaining
GF - UPR	\$ 511	\$ 638	\$ 127
GF - CRIM	72	88	16
GF - FOMB	48	60	11
GF - ASEM	18	22	4
GF - Other	1,225	1,578	353
OF - Other	154	129	(25)
<b>Total</b>	<b>\$ 2,029</b>	<b>\$ 2,515</b>	<b>\$ 486</b>

**YTD Appropriation Variance (\$M)**

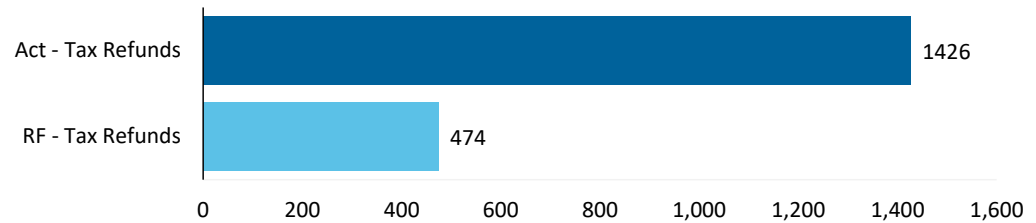
Entity Name	Liquidity Plan		
	Actual YTD	Reforecast YTD	Variance
GF - UPR	\$ 511	\$ 524	\$ 13
GF - CRIM	72	74	2
GF - FOMB	48	50	1
GF - ASEM	18	18	0
GF - Other	1,225	1,219	(6)
OF - Other	154	104	(50)
<b>Total</b>	<b>\$ 2,029</b>	<b>\$ 1,989</b>	<b>\$ (40)</b>

**Puerto Rico Department of Treasury | AAFAF**  
*Tax Refunds / PayGo and Pensions Summary*

**Key Takeaways / Notes : Tax Refunds & Credits**

1.) Tax refunds includes EITC distributions, refunds to individuals and seniors as well other tax credits. Tax Refunds are \$688M ahead of projection YTD. Negative YTD variance is driven by: (i) temporary timing variances that will unwind by year-end; and (ii) federally-funded work credits not contemplated in the initial FY2022 Certified Budget. Disbursements related to these credits will be reimbursed with federal dollars and are expected to be net cash flow neutral over time.

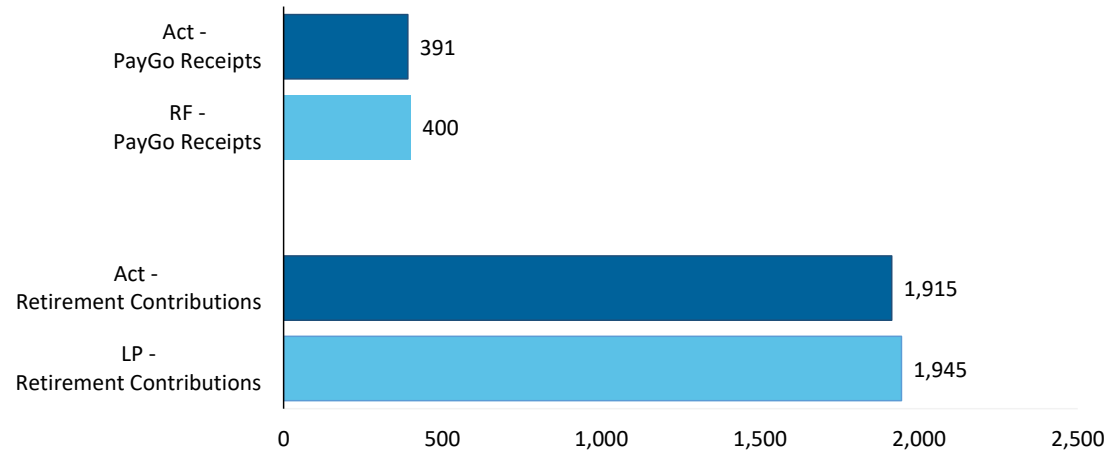
**YTD Tax Refunds Disbursed (\$M)**



**Key Takeaways / Notes : PayGo Receipts and Retirement Contributions**

1.) YTD PayGo Receipts are mainly in line with forecast. Further details on the status of PayGo can be found in the monthly PayGo Report on AAFAF's website.

**YTD PayGo Receipts and Retirement Contributions (\$M)**





**Puerto Rico Department of Treasury | AAFAF**  
*Plan of Adjustment TSA Transfers Summary*

**Key Takeaways / Notes: Intragovernmental Transfers**

- In order to make distributions pursuant to the Commonwealth Plan of Adjustment and to achieve certain conditions precedent for Plan effectiveness, the Commonwealth is aggregating cash from certain agencies outside of the TSA consistent with the Oversight Board cash restriction analysis. Below reflects the funds that have been transferred into the TSA to date for this purpose.

**Plan-Related Intragovernmental Transfers (\$M)**

Transferring Entity Name	Actual YTD
Department of Treasury (Hacienda)	\$ 1,335
Employee Retirement System	244
Public Building Authority	62
Judiciary & Teacher Retire. Systems	52
Department of Labor	186
Office of the Court Admin.	60
DDEC	159
Other CW Entities	78
U.S. Department of Justice	243
<b>Total</b>	<b>\$ 2,419</b>

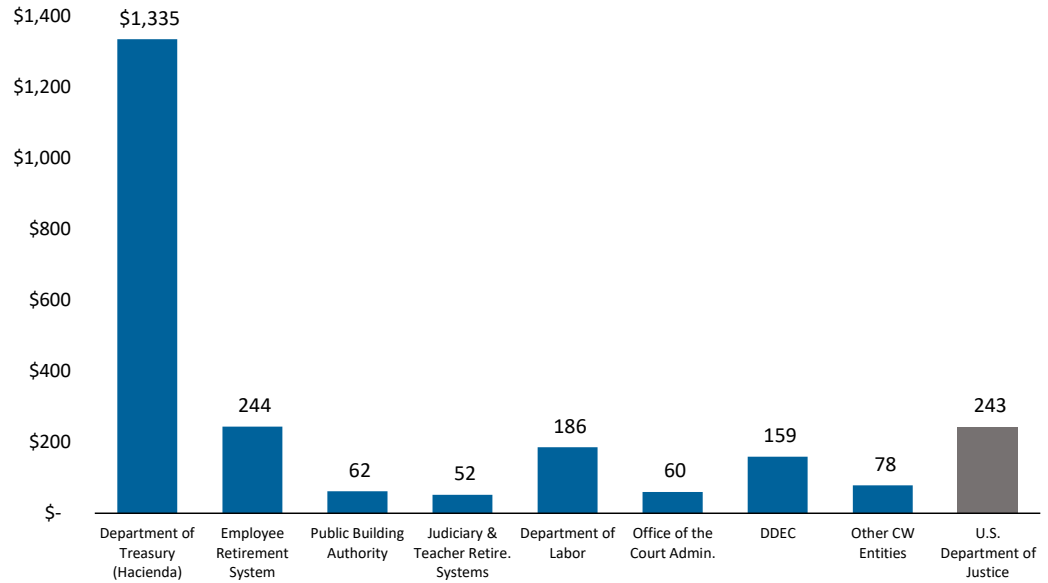
**Key Takeaways / Notes: Plan Disbursements**

- A total of \$10.3B has been transferred out of the TSA for Plan-related payments.

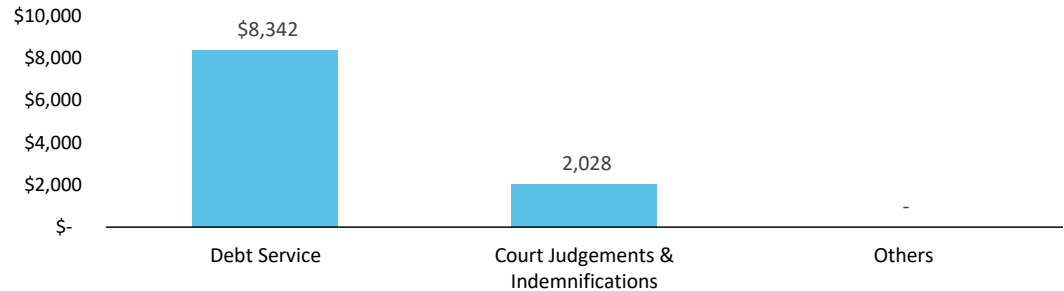
**Plan-Related TSA Disbursements (\$M)**

	Actual YTD
Debt Service	\$ 8,342
Court Judgements & Indemnifications	2,028
Others	-
<b>Total</b>	<b>\$ 10,370</b>

**Plan-Related Intragovernmental Transfers (\$M)**



**Plan-Related TSA Disbursements (\$M)**



## Puerto Rico Department of Treasury | AAFAF

## Schedule A: Central Government - Live Web Portal AP by Payee Type (a) (b)

## All Agencies

(figures in \$000s)

Continues and Continued...

ID	Agency Name	3rd Party Payables	Intergovernmental Payables	Total
071	Department of Health	\$ 181,012	\$ 69,864	\$ 250,876
081	Department of Education	97,366	5,951	103,317
025	Hacienda (entidad interna - fines de contabilidad)	37,762	3,842	41,605
123	Families and Children Administration	38,831	-	38,831
271	Office of Information Technology and Communications	34,378	0	34,378
045	Department of Public Security	32,227	4	32,231
049	Department of Transportation and Public Works	26,839	-	26,839
050	Department of Natural and Environmental Resources	18,331	7,085	25,416
122	Department of the Family	24,936	26	24,962
329	Socio-Economic Development Office	18,187	1	18,188
038	Department of Justice	15,756	20	15,776
127	Administration for Socioeconomic Development of the Family	14,962	-	14,962
137	Department of Correction and Rehabilitation	14,255	2	14,257
078	Department of Housing	14,050	124	14,173
043	Puerto Rico National Guard	11,736	2	11,738
067	Department of Labor and Human Resources	10,080	84	10,163
095	Mental Health and Addiction Services Administration	9,931	118	10,050
031	General Services Administration	10,016	1	10,017
126	Vocational Rehabilitation Administration	7,876	-	7,876
124	Child Support Administration	7,518	1	7,520
079	Automobile Accident Compensation Administration	-	7,478	7,478
087	Department of Sports and Recreation	6,857	76	6,933
014	Environmental Quality Board	5,243	328	5,571
024	Department of the Treasury	5,086	200	5,286
220	Correctional Health	5,244	-	5,244
120	Veterans Advocate Office	4,489	-	4,489
021	Emergency Management and Disaster Administration Agency	4,476	-	4,476
311	Gaming Commission	4,079	-	4,079
010	General Court of Justice	3,288	-	3,288
241	Administration for Integral Development of Childhood	2,486	373	2,859
055	Department of Agriculture	2,683	-	2,683
015	Office of the Governor	2,082	12	2,094
028	Commonwealth Election Commission	2,093	-	2,093
022	Office of the Commissioner of Insurance	2,020	5	2,025
133	Natural Resources Administration	1,877	-	1,877

## Puerto Rico Department of Treasury | AAFAF

## Schedule A: Central Government - Live Web Portal AP by Payee Type (a) (b)

All Agencies

(figures in \$000s)

Continues and Continued...

ID	Agency Name	3rd Party Payables	Intergovernmental Payables	Total
075	Office of the Financial Institutions Commissioner	1,874	-	1,874
016	Office of Management and Budget	1,739	2	1,741
152	Elderly and Retired People Advocate Office	1,054	425	1,479
290	State Energy Office of Public Policy	1,259	-	1,259
040	Puerto Rico Police	1,062	-	1,062
023	Department of State	939	1	941
189	Institute of Forensic Sciences	937	-	937
298	Public Service Regulatory Board	881	-	881
105	Industrial Commission	870	5	875
018	Planning Board	846	-	846
096	Women's Advocate Office	612	-	612
273	Permit Management Office	574	-	574
266	Office of Public Security Affairs	564	-	564
035	Industrial Tax Exemption Office	562	-	562
272	Office of the Inspector General of the Government of Puerto Ric	452	95	546
026	Special Appropriations for the Central Government Retirement S	543	-	543
208	Contributions to Municipalities	-	500	500
242	PPD Central Committee	427	-	427
141	Telecommunication's Regulatory Board	427	-	427
155	State Historic Preservation Office	388	4	392
065	Public Services Commission	300	-	300
089	Horse Racing Industry and Sport Administration	233	-	233
296	Com Audit Int Cred Publico	150	-	150
244	PIP Central Committee	148	-	148
243	PNP Central Committee	121	-	121
226	Joint Special Counsel on Legislative Donations	116	-	116
069	Department of Consumer Affairs	98	5	103
153	Advocacy for Persons with Disabilities of the Commonwealth of	98	2	100
060	Citizen's Advocate Office (Ombudsman)	85	0	86
	Other	385	0	385
<b>Total</b>		<b>\$ 695,798</b>	<b>\$ 96,636</b>	<b>\$ 792,434</b>

## Footnotes:

- (a) Data presented above represents the Central Government live AP Web Portal repository of third party and intergovernmental invoices by agency, implemented in FY2019. The full transition to managing central government payables through the web portal is complete, however government agencies and vendors continue to analyze the information contained in this report to ensure its accuracy. Ongoing efforts with the largest agencies and their vendors to implement the appropriate processes and controls needed to realize improvements in reporting and efficiency continue as of the date of this report.
- (b) On a go-forward basis, vendors submit invoices for approval through the live AP Web Portal where they are logged electronically, matched with the appropriate purchase order or other relevant documentation, and approved / vouchered at the agency level through the online interface.

## Puerto Rico Department of Treasury | AAFAF

## Schedule B: Central Government - Live Web Portal AP Aging (a) (b)

## All Agencies

(figures in \$000s)

Continues and Continued...

ID	Agency Name	0 - 30	31 - 60	61 - 90	Over 90 days	Total
071	Department of Health	\$ 33,040	\$ 29,099	\$ 13,274	\$ 175,463	\$ 250,876
081	Department of Education	30,312	27,646	8,752	36,607	103,317
025	Hacienda (entidad interna - fines de contabilidad)	11,669	742	649	28,545	41,605
123	Families and Children Administration	1,506	2,257	700	34,368	38,831
271	Office of Information Technology and Communications	282	1,187	989	31,920	34,378
045	Department of Public Security	2,417	6,070	417	23,326	32,231
049	Department of Transportation and Public Works	3,192	1,095	828	21,724	26,839
050	Department of Natural and Environmental Resources	3,124	1,608	999	19,686	25,416
122	Department of the Family	928	1,053	581	22,399	24,962
329	Socio-Economic Development Office	99	8,569	7	9,512	18,188
038	Department of Justice	2,983	468	527	11,798	15,776
127	Administration for Socioeconomic Development of the Family	1,527	1,857	633	10,946	14,962
137	Department of Correction and Rehabilitation	3,559	1,383	682	8,633	14,257
078	Department of Housing	786	809	886	11,693	14,173
043	Puerto Rico National Guard	684	273	525	10,257	11,738
067	Department of Labor and Human Resources	894	1,490	1,089	6,690	10,163
095	Mental Health and Addiction Services Administration	3,050	1,835	724	4,441	10,050
031	General Services Administration	538	682	3,949	4,849	10,017
126	Vocational Rehabilitation Administration	2,023	883	194	4,775	7,876
124	Child Support Administration	627	838	1,273	4,782	7,520
079	Automobile Accident Compensation Administration	7,478	-	-	-	7,478
087	Department of Sports and Recreation	183	99	110	6,542	6,933
014	Environmental Quality Board	509	134	532	4,396	5,571
024	Department of the Treasury	2,349	634	1,650	653	5,286
220	Correctional Health	1,719	0	1	3,523	5,244
120	Veterans Advocate Office	599	68	1	3,821	4,489
021	Emergency Management and Disaster Administration Agency	-	-	-	4,476	4,476
311	Gaming Commission	1,805	1,246	317	710	4,079
010	General Court of Justice	246	143	158	2,741	3,288
241	Administration for Integral Development of Childhood	802	445	197	1,414	2,859
055	Department of Agriculture	641	112	163	1,768	2,683
015	Office of the Governor	114	75	31	1,874	2,094
028	Commonwealth Election Commission	250	96	17	1,730	2,093
022	Office of the Commissioner of Insurance	65	49	91	1,820	2,025
133	Natural Resources Administration	-	-	-	1,877	1,877

## Puerto Rico Department of Treasury | AAFAF

## Schedule B: Central Government - Live Web Portal AP Aging (a) (b)

## All Agencies

(figures in \$000s)

Continues and Continued...

ID	Agency Name	0 - 30	31 - 60	61 - 90	Over 90 days	Total
075	Office of the Financial Institutions Commissioner	1,046	400	0	428	1,874
016	Office of Management and Budget	196	139	14	1,392	1,741
152	Elderly and Retired People Advocate Office	745	223	25	487	1,479
290	State Energy Office of Public Policy	62	17	-	1,180	1,259
040	Puerto Rico Police	-	-	-	1,062	1,062
023	Department of State	185	115	14	627	941
189	Institute of Forensic Sciences	84	39	87	727	937
298	Public Service Regulatory Board	102	56	17	706	881
105	Industrial Commission	76	31	27	741	875
018	Planning Board	439	165	1	241	846
096	Women's Advocate Office	138	14	25	435	612
273	Permit Management Office	14	11	16	533	574
266	Office of Public Security Affairs	38	42	0	484	564
035	Industrial Tax Exemption Office	0	2	0	560	562
272	Office of the Inspector General of the Government of Puerto	4	7	8	527	546
026	Special Appropriations for the Central Government Retirement	2	5	3	534	543
208	Contributions to Municipalities	500	-	-	-	500
242	PPD Central Committee	-	-	-	427	427
141	Telecommunication's Regulatory Board	-	-	-	427	427
155	State Historic Preservation Office	10	98	10	274	392
065	Public Services Commission	-	-	-	300	300
089	Horse Racing Industry and Sport Administration	-	-	-	233	233
296	Com Audit Int Cred Publico	-	-	-	150	150
244	PIP Central Committee	-	-	-	148	148
243	PNP Central Committee	-	-	-	121	121
226	Joint Special Counsel on Legislative Donations	1	5	4	107	116
069	Department of Consumer Affairs	19	7	1	76	103
153	Advocacy for Persons with Disabilities of the Commonwealth	7	8	3	82	100
060	Citizen's Advocate Office (Ombudsman)	21	0	3	62	86
	Other	101	16	12	256	385
<b>Total</b>		<b>\$ 123,788</b>	<b>\$ 94,344</b>	<b>\$ 41,218</b>	<b>\$ 533,085</b>	<b>\$ 792,434</b>

Footnotes:

- (a) Data presented above represents the Central Government live AP Web Portal repository of third party and intergovernmental invoices by agency, implemented in FY2019. The full transition to managing central government payables through the web portal is complete, however government agencies and vendors continue to analyze the information contained in this report to ensure its accuracy. Ongoing efforts with the largest agencies and their vendors to implement the appropriate processes and controls needed to realize improvements in reporting and efficiency continue as of the date of this report.
- (b) On a go-forward basis, vendors submit invoices for approval through the live AP Web Portal where they are logged electronically, matched with the appropriate purchase order or other relevant documentation, and approved / vouchered at the agency level through the online interface.