



**GOVERNMENT OF PUERTO RICO**

Department of the Treasury

*Treasury Single Account ("TSA") FY 2023 Cash Flow*

*As of October 21, 2022*

## Disclaimer

- The Department of the Treasury of Puerto Rico (“Hacienda”), the Government of Puerto Rico (the “Government”), and each of their respective officers, directors, employees, agents, attorneys, advisors, members, partners or affiliates (collectively, with Hacienda and the Government the “Parties”) make no representation or warranty, express or implied, to any third party with respect to the information contained herein and all Parties expressly disclaim any such representations or warranties.
- The Parties do not owe or accept any duty or responsibility to any reader or recipient of this presentation, whether in contract or tort, and shall not be liable for or in respect of any loss, damage (including without limitation consequential damages or lost profits) or expense of whatsoever nature of such third party that may be caused by, or alleged to be caused by, the use of this presentation or that is otherwise consequent upon the gaining of access to this document by such third party.
- This document does not constitute an audit conducted in accordance with generally accepted auditing standards, an examination of internal controls or other attestation or review services in accordance with standards established by the American Institute of Certified Public Accountants or any other organization. Nor does this document constitute an audit of compliance with any other federal law, rule, or regulation. Accordingly, the Parties do not express an opinion or any other form of assurance on the financial statements or any financial or other information or the internal controls of the Government and the information contained herein.
- Any statements and assumptions contained in this document, whether forward-looking or historical, are not guarantees of future performance and involve certain risks, uncertainties, estimates and other assumptions made in this document. The economic and financial condition of the Government and its instrumentalities is affected by various financial, social, economic, environmental and political factors. These factors can be very complex, may vary from one fiscal year to the next and are frequently the result of actions taken or not taken, not only by the Government and its agencies and instrumentalities, but also by entities such as the government of the United States. Because of the uncertainty and unpredictability of these factors, their impact cannot be included in the assumptions contained in this document. Future events and actual results may differ materially from any estimates, projections, or statements contained herein. Nothing in this document should be considered as an express or implied commitment to do or take, or to refrain from taking, any action by Hacienda, the Government, or any government instrumentality in the Government or an admission of any fact or future event. Nothing in this document shall be considered a solicitation, recommendation or advice to any person to participate, pursue or support a particular course of action or transaction, to purchase or sell any security, or to make any investment decision.
- By receiving this document, the recipient shall be deemed to have acknowledged and agreed to the terms of these limitations.
- This document may contain capitalized terms that are not defined herein, or may contain terms that are discussed in other documents or that are commonly understood. You should make no assumptions about the meaning of capitalized terms that are not defined, and you should consult with advisors of Hacienda should clarification be required.

## Glossary

Term	Definition
<b>ACAA</b>	- Automobile Accident Compensation Administration, or Administración de Compensaciones por Accidentes de Automoviles, is a component unit of the Commonwealth of Puerto Rico.
<b>Act 154</b>	- Act 154 means Act No. 154-2010, which, inter alia, imposes a temporary excise tax on the acquisition by multinationals of certain property manufactured or produced in whole or in part in Puerto Rico and on the acquisition of certain manufacturing services carried out in Puerto Rico. The Act 154 temporary excise tax expires on December 31, 2027.
<b>AFI / PRIFA</b>	- Infrastructure Financing Authority.
<b>ASC</b>	- Compulsory Liability Insurance, private insurance company.
<b>ASES</b>	- Puerto Rico Health Insurance Administration, a public corporation and component unit of the Commonwealth of Puerto Rico.
<b>CINE</b>	- Puerto Rico Cinema Fund, a recipient of certain assigned sales and use tax revenues.
<b>COFINA</b>	- Puerto Rico Sales Tax Financing Corporation.
<b>Deferred General Fund Receipts</b>	- Revenues pertaining to Fiscal Year 2020, such as individual and corporate income taxes, that are collected in subsequent fiscal years due to various executive orders and tax extensions in response to the COVID-19 pandemic.
<b>DTPR</b>	- Department of the Treasury of Puerto Rico also referred to as "Hacienda".
<b>DTPR Collection System</b>	- This is the software system that DTPR uses for collections.
<b>FAM</b>	- Municipal Fund Administration, a recipient of certain assigned sales and use tax revenues.
<b>General Fund Collections</b>	- All gross tax collections received and deposited into the TSA from all Hacienda Collection Posts, through the Hacienda Colecturia Virtual (online), and/or SURI, as well as certain pass-through collections and others.
<b>General Fund</b>	- General Fund (Operating Fund) means the Commonwealth principal operating fund; disbursements from such fund are generally approved through the Commonwealth's annual budgeting process.
<b>Gross Payroll</b>	- Gross Payroll is equal to the sum of: (i) Net Payroll from the DTPR RHUM system; (ii) Other Payroll and (iii) Cash outlays for wage garnishments by Agency.
<b>HTA</b>	- Puerto Rico Highways and Transportation Authority, a public corporation and a component unit of the Commonwealth of Puerto Rico.
<b>Liquidity Plan (LP)</b>	- The Liquidity Plan is the translation of the Certified Fiscal Plan ("CFP") and Certified Budget ("Budget") into a cash flow projection. The TSA Liquidity Plan encompasses all cash flow activity within the TSA. Certain cash flow activity is contemplated in the CFP and Budget, but occurs outside the TSA. Cash flow bridges from the TSA to the CFP and Budget have been included to facilitate comparison.
<b>Liquidity Plan Reforecast (RF or "Reforecast")</b>	- The TSA Liquidity Plan Reforecast accounts for the re-certified FY22 budget and fiscal plan which account for upward revised revenue projections, Plan related disbursements, and other budgetary changes.
<b>NAP</b>	- NAP, or the Nutrition Assistance Program, also known as PAN, or Programa de Asistencia Nutricional is a federal assistance nutritional program provided by the United States Department of Agriculture (USDA) solely to Puerto Rico.
<b>Other Payroll</b>	- Other Payroll expenses relate to employee withholdings, social security, insurance, and other deductions.
<b>Other State Collections</b>	- Inflows related to various Health Department programs, the State Insurance Fund, the Commissioner of Financial Institutions, interest earned on TSA bank accounts and others.
<b>PayGo</b>	- PayGo - Puerto Rico pension system that is funded through a pay-as-you-go system. Retirement benefits expenses of government employers are paid by the central government and reimbursed by the employers, with such funds received by the TSA.
<b>Plan of Adjustment ("Plan")</b>	- Plan to adjust the liabilities for the Commonwealth of Puerto Rico, the Puerto Rico Public Building Authority, and Employee Retirement System of the Government of Puerto Rico confirmed on 1/18/22 by the US District Court for the District of Puerto Rico under PROMESA.
<b>PREPA</b>	- Puerto Rico Electric Power Authority, a public corporation and a component unit of the Commonwealth of Puerto Rico.
<b>PRITA</b>	- Puerto Rico Integrated Transport Authority, a public corporation and component unit of the Commonwealth of Puerto Rico.
<b>PSTBA</b>	- The PSTBA is an amount established under Act 91-2006, as amended, and the Sales Tax Revenue Bond Resolution, as amended and restated on June 10, 2009 (the "Bond Resolution"), that currently must be received by COFINA from 5.5% of the SUT before the Commonwealth can receive any of the other 5.5% SUT.
<b>Public Corporation</b>	- Public corporations are governmental authorities with autonomous structure separate from the central government administration and with independent treasury functions.
<b>RHUM System</b>	- This is the software system that DTPR uses for payroll.
<b>SIFC</b>	- State Insurance Fund Corporation, a public corporation and a component unit of the Commonwealth of Puerto Rico.
<b>Special Revenue Receipts</b>	- Collections made by central government agencies at collection posts for services rendered by the agencies as well as fees, licenses, permits, fines and others.
<b>SURI</b>	- Sistema Unificada de Rentas Internas is the new digital tool of the Department of the Treasury that will allow integration and streamlining of the administration of taxes and revenues and eliminate the complexity of the current systems for the benefit of the Treasury and the taxpayers.
<b>Sweep Account Transfers</b>	- Transfers of Fiscal Year 2020 collections in the SURI sweep account to the TSA during Fiscal Year 2021. The closing balance of the sweep account on June 30, 2020, was \$1,024 million.
<b>TSA</b>	- Treasury Single Account, the Commonwealth's main operational bank account (concentration account) in which a majority of receipts from Governmental funds are deposited and from which most expenses are disbursed. TSA receipts include tax collections, charges for services, intergovernmental collections, the proceeds of short and long-term debt issuances and amounts held in custody by the Secretary of the Treasury for the benefit of the Commonwealth's fiduciary funds. Only a portion of the revenues received by the TSA is included in the annual General Fund budget presented to the Puerto Rico Legislative Assembly for approval. Other revenues are separately assigned by law to certain agencies or public corporations but still flow through the TSA.

## Introduction

- Enclosed is the weekly Treasury Single Account ("TSA") cash flow report and supporting schedules with weekly YTD FY2023 actual results compared to the FY2023 Liquidity Plan and FY2022 actual results.
- TSA is the Commonwealth's main operational bank account (concentration account) in which a majority of receipts from Governmental funds are deposited and from which most expenses are disbursed.
- Receipts in the TSA include tax collections (including revenues assigned to certain public corporations and pledged for the payment of their debt service), charges for services, intergovernmental collections (such as reimbursements from Federal assistance grants), the proceeds of short and long-term debt issuances held in custody by the Secretary of Treasury for the benefit of the Government fiduciary funds, and other receipts. Only a portion of the revenues received by the TSA is included in the annual General Fund budget presented to the Puerto Rico Legislative Assembly for approval. Other revenues are separately assigned by law to certain agencies or public corporations but still flow through the TSA.
- Disbursements from the TSA include payroll and related costs, vendor and operational disbursements (including those reimbursed by Federal assistance grants and funded from Special Revenue Funds), welfare expenditures, capital outlays, debt service payments, required budgetary formulas and appropriation payments, pass-through payments of pledged revenues to certain public corporations, tax refunds, payments of current pension benefits and other disbursements.
- Federal funds related to disaster relief for hurricanes Irma and Maria are deposited in a separate bank account overseen by the Government Authorized Representative ("GAR"). Funds may be transferred to the TSA either: (i) after admissible disbursements (per approved Project Worksheets) have been made or (ii) once supporting documentation for an accrual or related expense are provided to and approved by FEMA. Therefore, FEMA funding may also be received in advance of actual cash disbursement, as payments to vendors may occur subsequent to when the corresponding services are rendered / expenses are recorded.
- Data limitations and commentary:  
The government has focused on cash transaction information for which access to reliable, timely, and detailed data is readily available. The government continues to work with DTPR and other parties to access additional reliable data that would help to provide additional detail in the future.

**Puerto Rico Department of Treasury | Hacienda**  
*Executive Summary - TSA Cash Flow Actual Results*  
*(figures in Millions)*

**Bank Cash Position**                      **Weekly Cash Flow**                      **YTD Net Cash Flow**                      **YTD Actual vs LP Variance**  
**\$6,712**    **\$337**    **(\$1,287)**    **\$391**

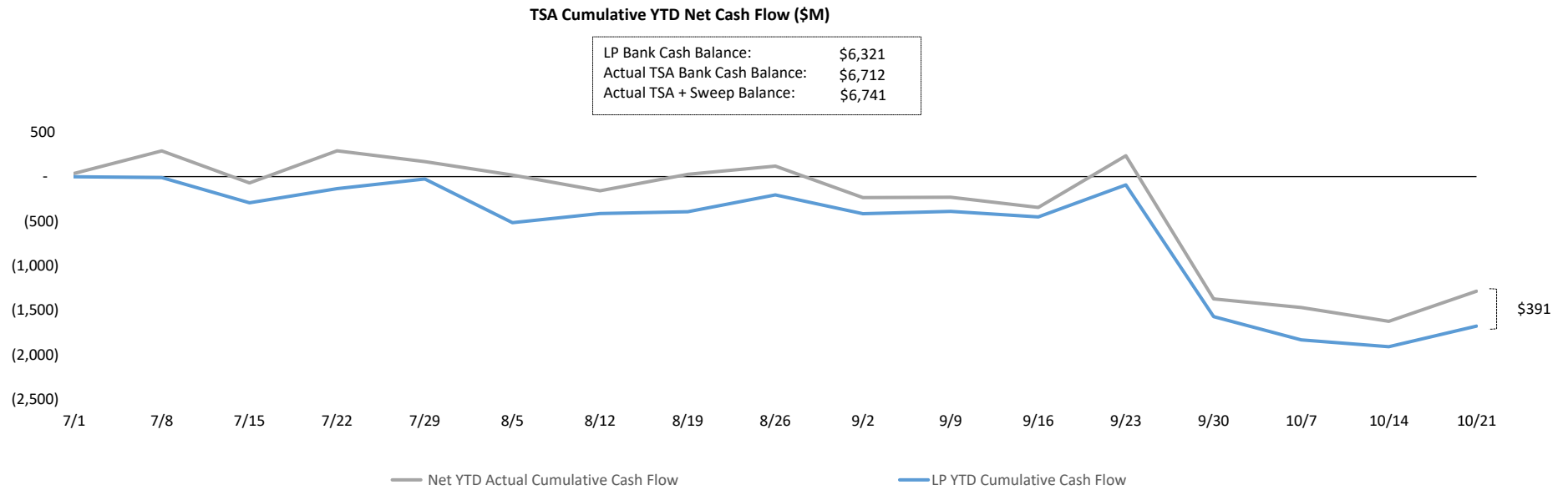
**Bridge from FY23 Liquidity Plan projected TSA Cash Balance to actual FY23 TSA Cash Balance as of October 21, 2022**

<b>Cash Flow line item</b>	<b>Variance Bridge (\$M)</b>	<b>Comments</b>
Liquidity Plan Projected Cash Balance 10/21/22:	\$ 6,321	1. State collections are over projected balances, mainly driven by \$84m in SRF and \$67 in General Fund.
1 State Collections	151	2. The reimbursement are often received with a timing differences respect the outflows, which can result in temporary variances.
2 Federal Fund Surplus	278	3. Tax Credits and Refund is temporarily under projected cash flow.
3 Tax Credits & Refunds	71	
All Other	(109)	
<b>Actual TSA Cash Account Balance</b>	<b>\$ 6,712</b>	

**Memo: Summary of Cash Balances**

TSA Operational Cash	\$ 3,994
TSA Reserves	2,718
<i>SURI Sweep Account Balance</i>	\$ 29

**Puerto Rico Department of Treasury | Hacienda**  
*YTD TSA Cash Flow Summary - Actual vs LP*



**YTD Actuals vs. Liquidity Plan**

YTD net cash flow is -\$1,287M and cash flow variance to the Liquidity Plan is \$391M, with various offsetting variances within.

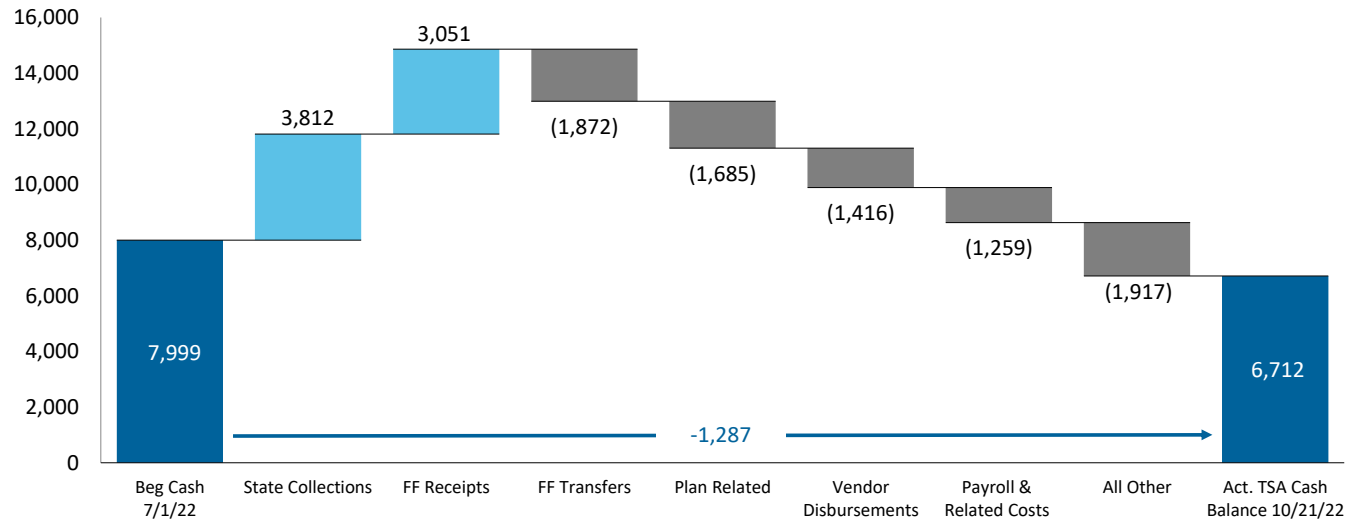
**Puerto Rico Department of Treasury | Hacienda**

*YTD Cash Flow Summary - TSA Cash Flow Actual Results*

**Net Cash Flow - YTD Actuals**

- 1.) The primary cash driver of FY23 are state collections. Federal Fund inflows of \$3,051M represent 43% of YTD inflows, but are largely offset by Federal Fund disbursements, with YTD net surplus of \$241M (Refer to page 13 for additional detail).

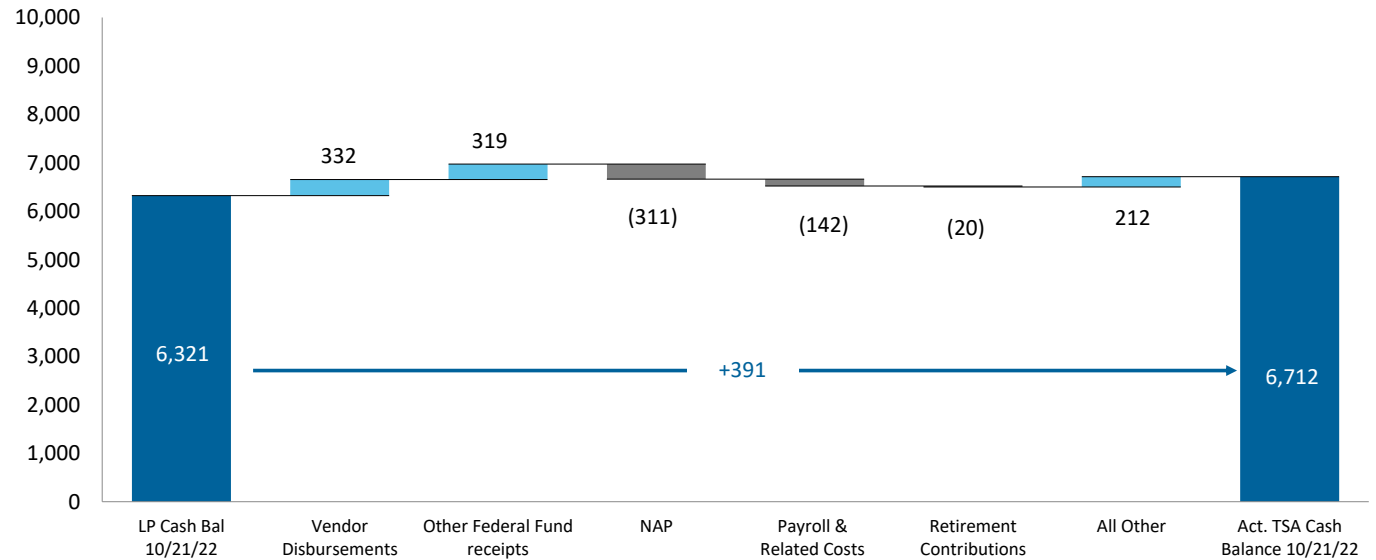
**TSA YTD Cash Flow Actuals: Key Cash Flow Concepts (\$M)**



**Net Cash Flow YTD Variance - LP vs. Actual**

- 1.) Other Federal Fund Receipts and Vendor distburstments drive YTD cash flow variance. This is offset by higher than projected NAP distburstment and payroll related costs.

**TSA YTD Top Cash Flow Variances (\$M)**



Puerto Rico Department of Treasury | Hacienda  
TSA Cash Flow Actual Results for the Week Ended October 21, 2022

	FY23 Actual	FY23 LP	Variance	FY23 Actual	FY23 LP	Variance
	10/21	10/21	10/21	YTD	YTD	YTD FY23
<i>(figures in Millions)</i>						
<b>State Collections</b>						
1	\$442	\$367	\$75	\$3,338	\$3,271	\$67
2	3	17	(15)	118	54	64
3	13	16	(2)	169	130	38
4	15	19	(4)	188	206	(18)
5	–	–	–	–	–	–
6	\$473	\$418	\$54	\$3,812	\$3,661	\$151
<b>Federal Fund Receipts</b>						
7	–	–	–	679	603	76
8	68	103	(35)	1,106	802	305
9	98	–	98	946	1,232	(286)
10	–	–	–	319	–	319
11	\$166	\$103	\$63	\$3,051	\$2,637	\$414
<b>Balance Sheet Related</b>						
12	7	4	4	166	122	44
13	–	–	–	–	–	–
14	\$7	\$4	\$4	\$166	\$122	\$44
<b>Plan of Adjustment Related</b>						
15	–	–	–	–	–	–
16	–	–	–	–	–	–
17	–	–	–	–	–	–
18	\$647	\$525	\$121	\$7,028	\$6,420	\$609
<b>Payroll and Related Costs (g)</b>						
19	(43)	(30)	(13)	(854)	(836)	(18)
20	(1)	(0)	(1)	(341)	(232)	(109)
21	(3)	(2)	(1)	(65)	(50)	(15)
22	(\$48)	(\$33)	(\$15)	(\$1,259)	(\$1,117)	(\$142)
<b>Operating Disbursements (h)</b>						
23	(46)	(16)	(30)	(521)	(421)	(100)
24	(33)	(89)	56	(597)	(1,036)	439
25	(47)	(14)	(33)	(298)	(292)	(7)
26	(\$126)	(\$119)	(\$7)	(\$1,416)	(\$1,748)	\$332
<b>State-funded Budgetary Transfers</b>						
27	(10)	(16)	6	(850)	(822)	(28)
28	(14)	(7)	(8)	(63)	(55)	(8)
29	(\$24)	(\$23)	(\$1)	(\$913)	(\$877)	(\$36)
<b>Federal Fund Transfers</b>						
30	(11)	–	(11)	(679)	(603)	(75)
31	(70)	(62)	(8)	(1,113)	(802)	(311)
32	(0)	–	(0)	(81)	–	(81)
33	(\$81)	(\$62)	(\$19)	(\$1,872)	(\$1,405)	(\$467)
<b>Other Disbursements - All Funds</b>						
34	(6)	(6)	(1)	(775)	(755)	(20)
35	(17)	(42)	26	(278)	(349)	71
36	(3)	(8)	5	(42)	(39)	(3)
37	–	–	–	–	–	–
38	–	(3)	3	(2)	(8)	6
39	–	–	–	(62)	(122)	60
40	–	–	–	–	–	–
41	–	–	–	–	–	–
42	–	–	–	(11)	–	(11)
43	(\$26)	(\$58)	\$32	(\$1,170)	(\$1,272)	\$102
<b>Plan of Adjustment Related</b>						
44	(5)	–	(5)	(1,685)	(1,678)	(7)
45	–	–	–	–	–	–
46	(\$5)	–	(\$5)	(\$1,685)	(\$1,678)	(\$7)
47	(\$309)	(\$294)	(\$15)	(\$8,315)	(\$8,097)	(\$218)
48	\$337	\$231	\$107	(\$1,287)	(\$1,678)	\$391
49	6,375	6,090	285	7,999	7,999	0
50	\$6,712	\$6,321	\$392	\$6,712	\$6,321	\$391
<b>Memo: Summary of Accounts</b>						
	\$3,994					
	2,718					
	\$6,712					

**Note:** Refer to the next page for footnote reference descriptions.



**Puerto Rico Department of Treasury | Hacienda***FY23 TSA Cash Flow Actual Results - Footnotes*Footnotes:

- (a) Represents FY2022 actual results through October 22, 2021.
- (b) Represents gross tax collections received and deposited from all Hacienda Collection Posts, through the Hacienda Colecturia Virtual (online) and/or SURI. Additionally, as of the date of this report, the "General Fund Collections" line item includes unreconciled collections due to DTPR transition to collecting various gross tax receipts through the new SURI system. The transition from the Hacienda Colecturia collections system to SURI is ongoing and as such, revenue concept detail for the general tax SURI collections is not available at this time for the portion of collections received by the new general tax SURI account. This resulted in timing-related unreconciled gross collections which will be retroactively allocated to "General Collections" as appropriate once this information becomes available.
- (c) These revenues are collected by DTPR and immediately appropriated.
- (d) Inflows related to the State Insurance Fund, the Department of Labor and Human Resources, the Commissioner of Financial Institutions, interest earned on TSA bank accounts and others. As of the date this report the TSA has received \$23.3M in interest income in FY23 from earnings on the TSA cash balance.
- (e) As of October 21, 2022, there are \$29M in collections in the SURI sweep account pending reconciliation and transfer to the TSA.
- (f) Transfer of Government cash balances previously held outside of the TSA into a segregated TSA Plan account. These funds are being accumulated pursuant to the Plan for disbursement on, or after, the Plan effective date.
- (g) Represents total gross payroll. Gross payroll includes net payroll disbursed to government employees, cash transfers to the Police Department for payroll costs, and other payroll related costs (employee withholdings, social security, insurance, and other deductions).
- (h) Includes payments to third-party vendors as well as intergovernmental payments to agencies with separate Treasuries.
- (i) Includes Federally Funded Employee Retention Credits.
- (j) These line items include transfers out of the TSA related to the COVID-19 Emergency Measures Support Package. Total TSA outflows related to the COVID-19 Emergency Measures Support Package are approximately \$534M as of October 21, 2022. Of this amount, \$459M was disbursed in FY2020, \$75M in FY2021, and \$562k in FY2022.
- (k) Funds held in segregated accounts and unavailable for ordinary-course Commonwealth operations. These funds include the "rainy day" reserve, funds for Plan-related payments, and the revolving Disaster Relief Fund ("DRF").

**Puerto Rico Department of Treasury | Hacienda**  
**General Fund Collections Summary**

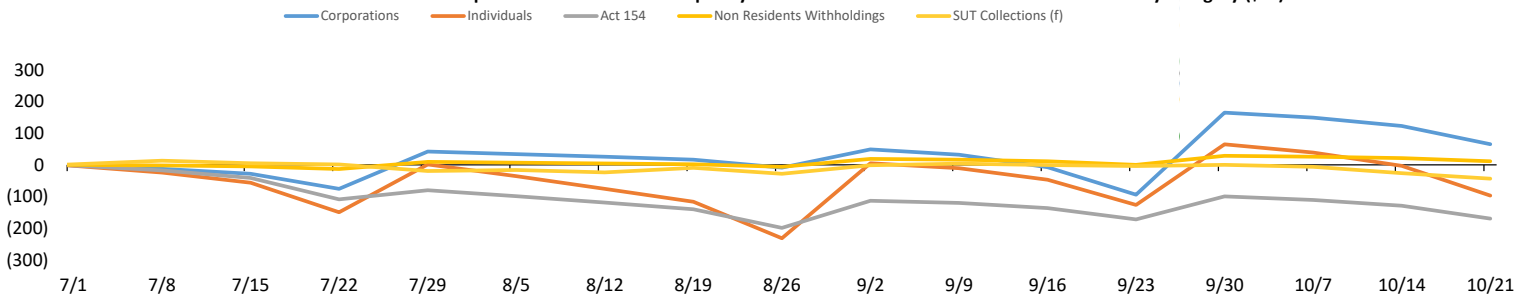
**Key Takeaways / Notes**

1.) Accumulated collections into TSA sweep accounts are generally transferred to the TSA with a 7-10 day lag. As of the date of this report, there were \$29M in collections in the SURI sweep account pending transfer to the TSA. Typically, the Other General Fund revenue line in the table to the right includes cash receipts that have not yet been allocated to specific concepts. As of the date of this report, the total of unallocated collections included therein was approximately \$409M. The schedule on this page will be updated as information becomes available.

**General Fund Collections Year to Date: Actual vs. Forecast (\$M)**

	Actual (a)	LP	Var \$	Var %
	YTD 10/21	YTD 10/21	YTD 10/21	YTD 10/21
<b>General Fund Collections</b>				
Corporations	\$601	\$538	\$63	12%
Individuals	773	870	(97)	-11%
Partnerships	93	83	10	12%
Act 154	301	471	(170)	-36%
Non Residents Withholdings	100	92	8	8%
Current Year Collections	98	87	11	13%
Current Year NRW for FEDE (Act 73-2008) (b)	2	5	(4)	-69%
Motor Vehicles	153	120	33	28%
Rum Tax (c)	79	89	(9)	-11%
Alcoholic Beverages	72	80	(8)	-10%
Cigarettes (d)	41	39	2	6%
HTA	136	168	(31)	-19%
Gasoline Taxes	19	57	(38)	-66%
Gas Oil and Diesel Taxes	1	7	(6)	-93%
Vehicle License Fees (\$15 portion)	13	10	3	29%
Vehicle License Fees (\$25 portion)	30	34	(4)	-11%
Petroleum Tax	60	55	5	9%
Other	14	6	9	162%
CRUDITA	37	67	(30)	-44%
Other General Fund	526	186	340	182%
<b>Total</b>	<b>\$2,914</b>	<b>\$2,804</b>	<b>\$111</b>	<b>4%</b>
SUT Collections (e)	424	468	(44)	-9%
<b>Total General Fund Collections</b>	<b>\$ 3,338</b>	<b>\$ 3,271</b>	<b>\$ 67</b>	<b>2%</b>

**YTD General Fund Receipts Cumulative Variance Liquidity Plan Reforecast vs. Actual Cumulative Variance by Category (\$M)**



**Footnotes:**

- (a) General Fund gross cash receipts by concept are approximated using net General Fund revenues adjusted for recurring monthly gross-ups and other adjustments.
- (b) Relates to income tax reserves that are subsequently passed through to PRIDCO.
- (c) Rum Tax is in line with projected cashflow.
- (d) Includes some cigarette tax collections that are subsequently passed through to HTA, PRMBA and other.
- (e) SUT collections excludes PSTBA, FAM & CINE, and only includes the amounts deposited into the TSA for General Fund use.

**Puerto Rico Department of Treasury | Hacienda**  
*Other State Fund Collections Summary*

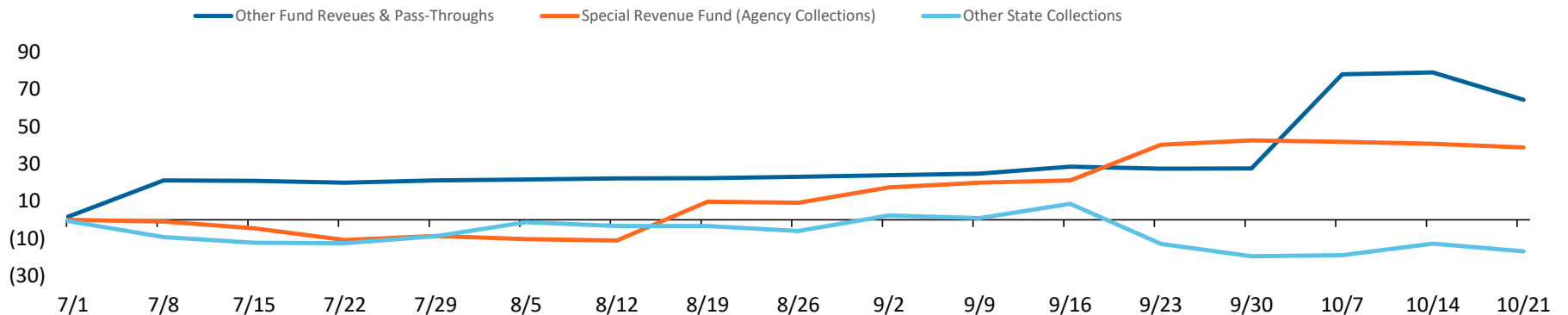
**Key Takeaways / Notes**

- 1.) Other state fund collections and SRF are ahead of the Liquidity Plan. Most variance is mostly assumed to be temporary due to timing, as special revenues and other collections may be received with irregular cadence.

**Other State Fund Collections Year to Date: Actual vs. Forecast (\$M)**

	Actual (a) YTD 10/21	LP YTD 10/21	Var \$ YTD 10/21	Var % YTD 10/21
<b>Other State Fund Collections</b>				
Other Fund Revenues & Pass-Throughs	\$118	\$54	\$64	120%
Electronic Lottery	70	12	58	488%
ASC Pass Through	4	13	(9)	-67%
ACCA Pass Through	24	25	(2)	-6%
Other	20	3	16	525%
Special Revenue Fund (Agency Collections)	169	130	38	29%
Department of Education	3	13	(10)	-76%
Department of Health	21	16	5	30%
Department of State	4	5	(0)	-5%
All Other	140	96	44	46%
Other state collections	188	206	(18)	-9%
Bayamón University Hospital	0	1	(0)	-51%
Adults University Hospital (UDH)	15	14	1	7%
Pediatric University Hospital	8	6	3	47%
Commissioner of the Financial Institution	6	5	1	20%
Department of Housing	5	7	(2)	-33%
Gaming Commission	69	69	(0)	0%
All Other	85	104	(20)	-19%
<b>Total</b>	<b>\$474</b>	<b>\$390</b>	<b>\$84</b>	<b>22%</b>

**YTD Other State Fund Receipts Cumulative Variance Liquidity Plan forecast vs. Actual Cumulative Variance by Category (\$M) (a)**

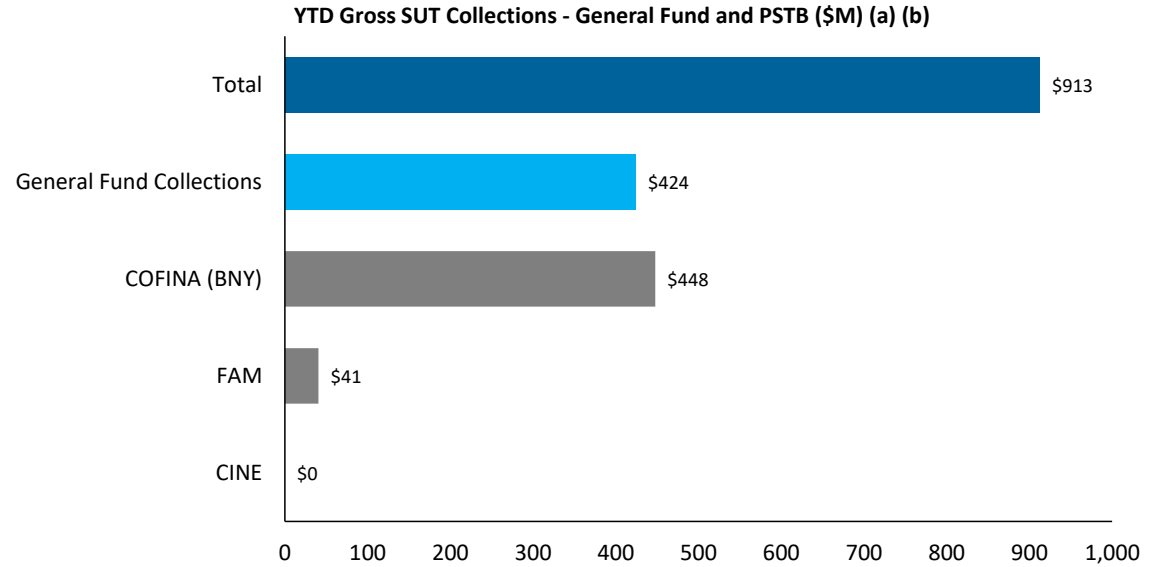


**Puerto Rico Department of Treasury | Hacienda**

*Sales and Use Tax Collections Summary*

**Key Takeaways / Notes**

- 1.) The proceeds from the Puerto Rico 10.5% SUT rate are allocated as follows: Of the 10.5%, 5.5% is deposited into a COFINA BNY Mellon account until the PSTBA cap is reached, and 4.5% is deposited into the General Fund. The remaining 0.5% is remitted to FAM.



Footnotes

- (a) This schedule reflects gross cash activity and is subject to revision based on periodic reconciliations and accounting adjustments.
- (b) As of October 21, 2022 there is \$54M in SUT collected pending verification and allocation. The verification process includes matching receipts with the appropriate returns and reconciling government account information. Once this process is complete, SUT funds are distributed in accordance with the COFINA Plan of Adjustment based on the ownership of funds and otherwise based on the limits on distributions established therein.

**Puerto Rico Department of Treasury | Hacienda**  
*Federal Funds Net Cash Flow Summary (a)*

**Key Takeaways / Notes**

- 1.) Receipts for the Nutritional Assistance Program (NAP) and Medicaid (ASES Pass-through) are received in advance of the subsequent pass through disbursements. Federal Funds received for Payroll and Vendor Payments are typically reimbursed following disbursement. There may be temporary week to week surplus / (deficit) due to timing differences. These funds are held in a separate account outside of TSA. Some of the measures funded by the accounts are initially paid out through TSA, and later reimbursed from the respective external account.

**Weekly FF Net Surplus (Deficit)**

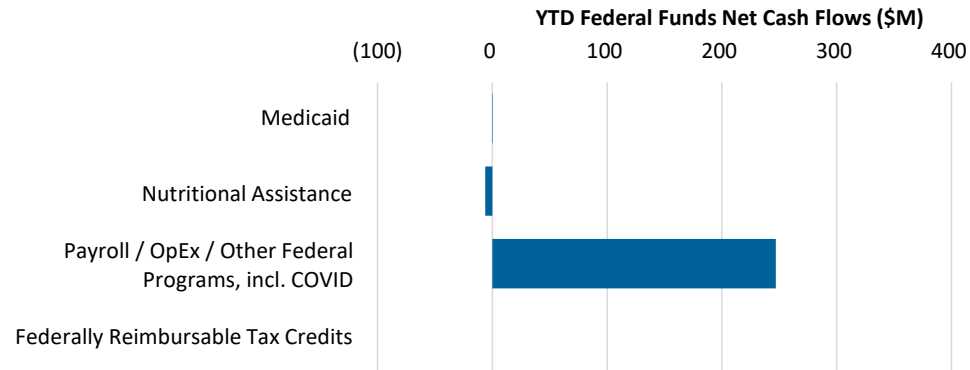
Medicaid (ASES)	
Nutritional Assistance Program (NAP)	
Payroll / OpEx / Other Federal Programs, incl. COVID	
Federally Reimbursable Tax Credits	
<b>Total</b>	

FF Inflows	FF Outflows	Net Cash Flow	LP Net Cash Flow	Variance
\$ -	\$ (11)	\$ (11)	\$ -	\$ (11)
68	(70)	(2)	41	(43)
98	(34)	64	(89)	153
-	-	-	-	-
<b>\$ 166</b>	<b>\$ (115)</b>	<b>\$ 51</b>	<b>\$ (48)</b>	<b>\$ 99</b>

**YTD Cumulative FF Net Surplus (Deficit)**

Medicaid (ASES)	
Nutritional Assistance Program (NAP)	
Payroll / OpEx / Other Federal Programs, incl. COVID	
Federally Reimbursable Tax Credits	
<b>Total</b>	

FF Inflows	FF Outflows	Net Cash Flow	LP Net Cash Flow	Variance
\$ 679	\$ (679)	\$ 0	\$ -	\$ 0
1,106	(1,113)	(6)	0	(6)
1,265	(1,018)	247	(37)	283
-	-	-	-	-
<b>\$ 3,051</b>	<b>\$ (2,809)</b>	<b>\$ 241</b>	<b>\$ (36)</b>	<b>\$ 278</b>



Footnotes

- (a) Please note that federal fund classification as represented here is based on the fund classification at the point of transaction. Agencies regularly review cash transactions and make accounting adjustments that result in fund reclassifications.

**Puerto Rico Department of Treasury | Hacienda**  
 Payroll / Vendor Disbursements Summary

**Key Takeaways / Notes : Gross Payroll**

- 1.) Negative YTD payroll variance is primarily driven by lower than projected for Puerto Rico Police.

**Gross Payroll (\$M) (a)**

Agency	YTD Variance
Department of Correction & Rehabilitation	\$ 10
Police	(66)
Department of Health	3
Department of Education	(13)
All Other Agencies	(77)
<b>Total YTD Variance</b>	<b>\$ (142)</b>

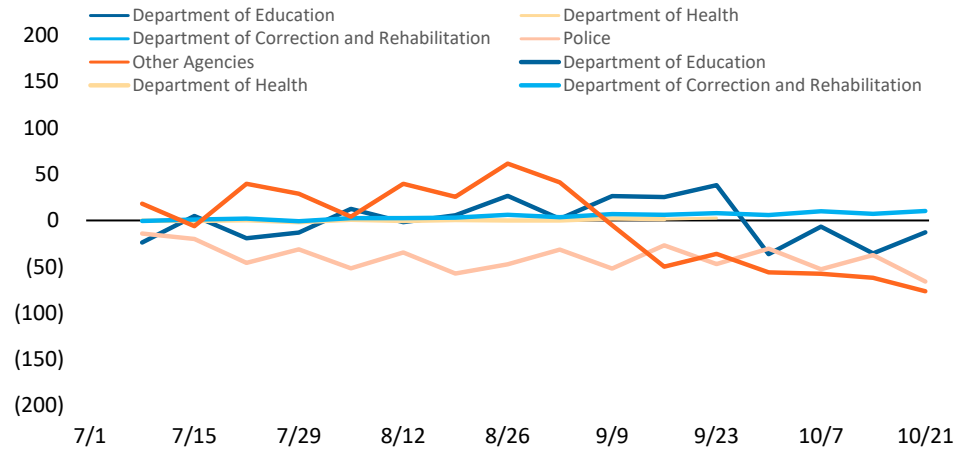
**Key Takeaways / Notes : Vendor Disbursements**

- 1.) Positive overall variance is due to lower than projected spending by the Department of Education, primarily of federal funds.

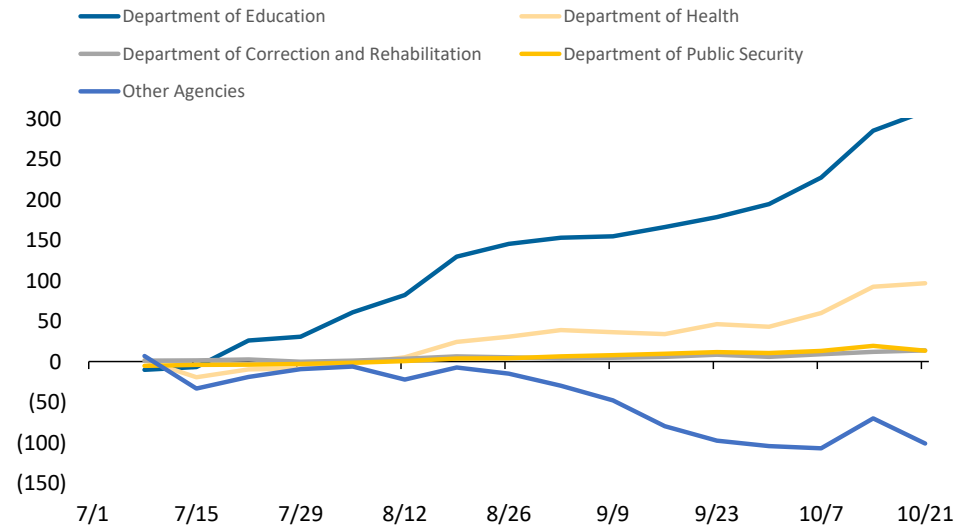
**Vendor Disbursements (\$M)**

Agency	YTD Variance
Department of Education	\$ 309
Department of Health	97
Department of Health	14
Department of Public Security	14
All Other Agencies	(101)
<b>Total YTD Variance</b>	<b>\$ 332</b>

**Cumulative YTD Variance - Payroll by Agency (\$M) (a)**



**Cumulative YTD Variance - Vendor Disbursements by Agency (\$M)**



Footnotes

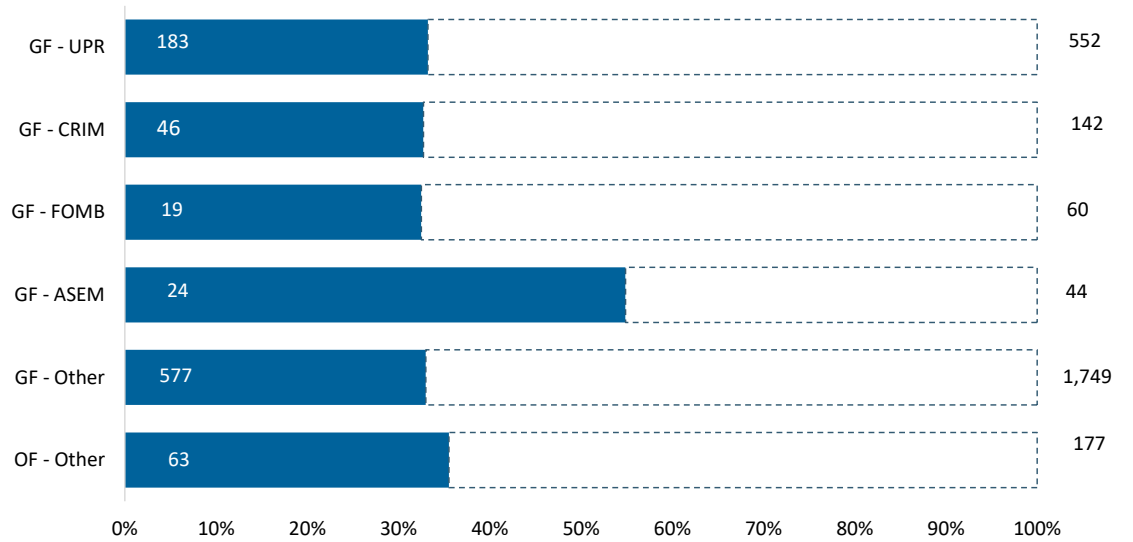
(a) Gross Payroll is equal to the sum of: (i) Net Payroll by Agency from the DTPR RHUM system; (ii) Other Payroll and (iii) Cash outlays for wage garnishments by Agency.

**Puerto Rico Department of Treasury | Hacienda**  
*State Funded Budgetary Transfers Summary*

**Key Takeaways / Notes**

- 1.) General Fund appropriations are generally executed throughout the year on a consistent basis in the first week of a given month. The amount transferred each month is usually the sum of the receiving entity's budgeted amount for FY22 divided into twelve, subject to a 2.5% holdback through the first nine months of the fiscal year, to be disbursed during the fourth quarter following reconciliation of General Fund revenues to Fiscal Plan projections and subsequent approval and authorization for release by the Oversight Board and the Director of OMB. Other General Fund transfers and Other Fund transfers require the recognition of certain revenues within DTPR accounting records prior to sending funds to a receiving entity.

**YTD FY2022 Budgeted Appropriations Executed (\$M)**



**Remaining Appropriation Budget (\$M)**

Entity Name	Full Year		
	Actual YTD	Expectation	Remaining
GF - UPR	\$ 183	\$ 552	\$ 368
GF - CRIM	46	142	95
GF - FOMB	19	60	40
GF - ASEM	24	44	20
GF - Other	577	1,749	1,172
OF - Other	63	177	114
<b>Total</b>	<b>\$ 913</b>	<b>\$ 2,723</b>	<b>\$ 1,810</b>

**YTD Appropriation Variance (\$M)**

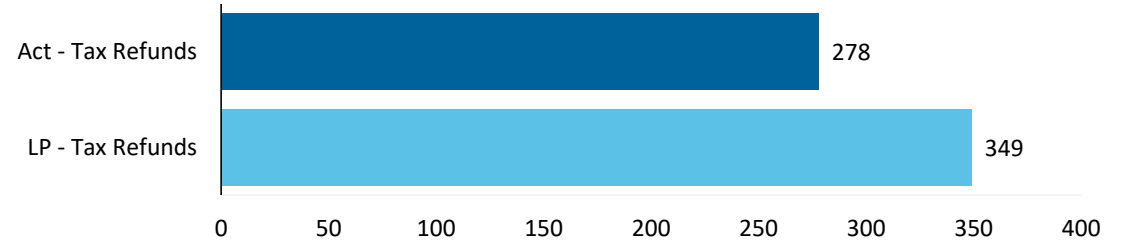
Entity Name	Liquidity Plan		
	Actual YTD	YTD	Variance
GF - UPR	\$ 183	\$ 179	\$ (4)
GF - CRIM	46	46	(0)
GF - FOMB	19	19	-
GF - ASEM	24	14	(10)
GF - Other	577	563	(14)
OF - Other	63	55	(8)
<b>Total</b>	<b>\$ 913</b>	<b>\$ 877</b>	<b>\$ (36)</b>

**Puerto Rico Department of Treasury | Hacienda**  
*Tax Refunds / PayGo and Pensions Summary*

**Key Takeaways / Notes : Tax Refunds & Credits**

- 1.) Tax refunds include EITC distributions, refunds to individuals and seniors as well as other tax credits. Tax Refunds are - \$71M ahead of projection YTD.

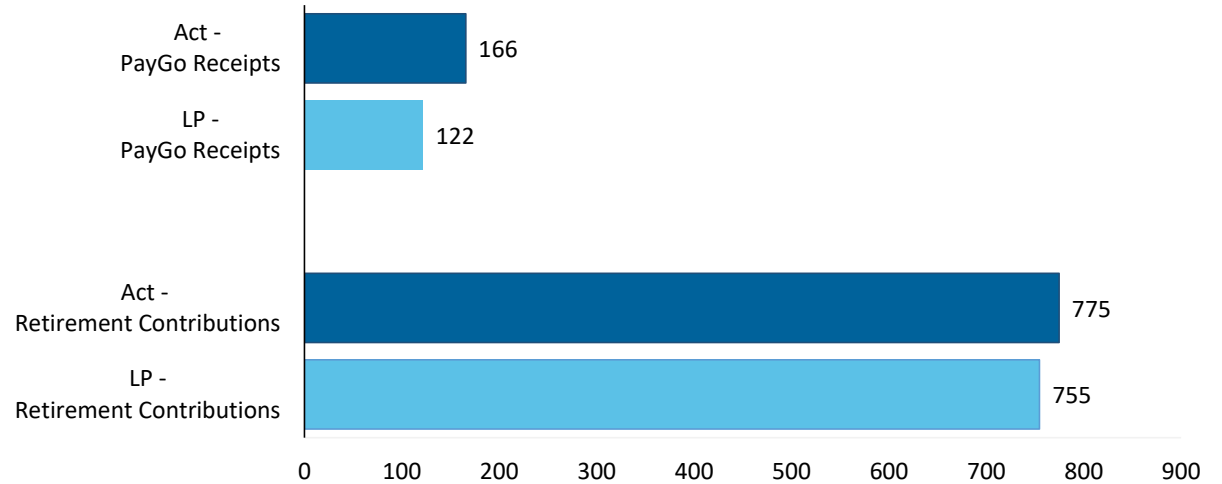
**YTD Tax Refunds Disbursed (\$M)**



**Key Takeaways / Notes : PayGo Receipts and Retirement Contributions**

- 1.) YTD PayGo Receipts are over projected. Further details on the status of PayGo can be found in the monthly PayGo Report on Hacienda website in Public Finance section.

**YTD PayGo Receipts and Retirement Contributions (\$M)**



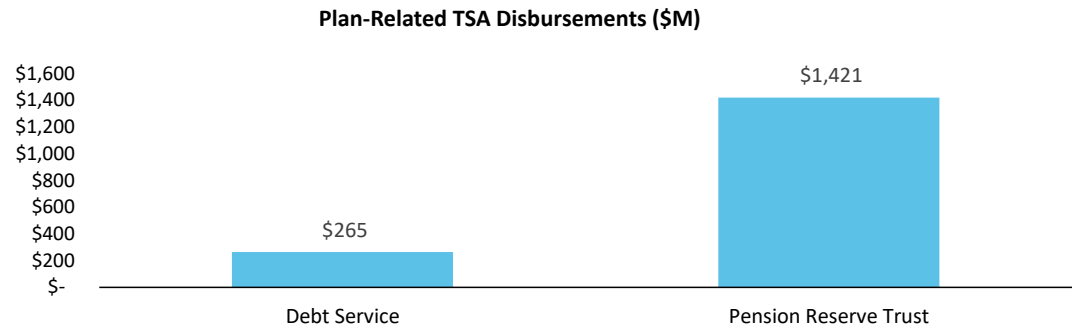


**Puerto Rico Department of Treasury | Hacienda**  
*Plan of Adjustment TSA Transfers Summary*

**Key Takeaways / Notes: Plan Disbursements**

- 1.) A total of \$1.7B has been transferred out of the TSA for Plan-related payments.

<b>Plan-Related TSA Disbursements (\$M)</b>	<b>Actual YTD</b>
Debt Service	\$ 265
Pension Reserve Trust	1,421
<b>Total</b>	<b>\$ 1,686</b>



## Puerto Rico Department of Treasury | Hacienda

## Schedule A: Central Government - Live Web Portal AP by Payee Type (a) (b)

## All Agencies

(figures in \$000s)

Continues and Continued...

ID	Agency Name	3rd Party Payables	Intergovernmental Payables	Total
071	Department of Health	\$ 196,812	\$ 43,361	\$ 240,173
081	Department of Education	130,019	13,298	143,316
271	Office of Information Technology and Communications	82,048	-	82,048
123	Families and Children Administration	47,484	186	47,670
049	Department of Transportation and Public Works	46,450	12	46,462
025	Hacienda (entidad interna - fines de contabilidad)	39,919	432	40,352
045	Department of Public Security	36,887	4	36,891
050	Department of Natural and Environmental Resources	36,480	67	36,547
122	Department of the Family	27,218	39	27,257
127	Administration for Socioeconomic Development of the Family	16,397	4,650	21,047
078	Department of Housing	17,407	12	17,419
038	Department of Justice	15,551	195	15,745
329	Socio-Economic Development Office	6,692	7,784	14,476
043	Puerto Rico National Guard	14,315	53	14,368
137	Department of Correction and Rehabilitation	13,227	10	13,237
095	Mental Health and Addiction Services Administration	12,947	12	12,959
031	General Services Administration	9,672	60	9,731
067	Department of Labor and Human Resources	8,918	2	8,920
126	Vocational Rehabilitation Administration	7,731	21	7,752
087	Department of Sports and Recreation	6,762	162	6,924
014	Environmental Quality Board	6,147	329	6,476
311	Gaming Commission	6,027	0	6,027
241	Administration for Integral Development of Childhood	4,271	921	5,192
021	Emergency Management and Disaster Administration Agency	4,476	65	4,541
120	Veterans Advocate Office	4,434	2	4,436
024	Department of the Treasury	4,363	-	4,363
124	Child Support Administration	3,821	91	3,912
010	General Court of Justice	3,494	5	3,498
028	Commonwealth Election Commission	2,580	-	2,580
055	Department of Agriculture	2,430	0	2,430
022	Office of the Commissioner of Insurance	2,334	-	2,334
015	Office of the Governor	2,147	27	2,174
133	Natural Resources Administration	1,879	149	2,029
037	Civil Rights Commission	1,545	-	1,545
290	State Energy Office of Public Policy	1,519	-	1,519

## Puerto Rico Department of Treasury | Hacienda

## Schedule A: Central Government - Live Web Portal AP by Payee Type (a) (b)

## All Agencies

(figures in \$000s)

Continues and Continued...

ID	Agency Name	3rd Party Payables	Intergovernmental Payables	Total
018	Planning Board	1,388	0	1,388
023	Department of State	1,382	-	1,382
298	Public Service Regulatory Board	1,289	0	1,289
105	Industrial Commission	1,150	97	1,247
189	Institute of Forensic Sciences	1,078	-	1,078
273	Permit Management Office	1,058	-	1,058
040	Puerto Rico Police	1,039	13	1,051
155	State Historic Preservation Office	964	4	968
016	Office of Management and Budget	927	14	941
096	Women's Advocate Office	774	153	927
152	Elderly and Retired People Advocate Office	901	0	901
220	Correctional Health	758	-	758
075	Office of the Financial Institutions Commissioner	645	-	645
266	Office of Public Security Affairs	572	40	612
026	Special Appropriations for the Central Government Retirement System	608	-	608
272	Office of the Inspector General of the Government of Puerto Rico	604	-	604
035	Industrial Tax Exemption Office	568	-	568
242	PPD Central Committee	427	-	427
141	Telecommunication's Regulatory Board	427	-	427
065	Public Services Commission	306	0	306
089	Horse Racing Industry and Sport Administration	233	-	233
296	Com Audit Int Cred Publico	150	-	150
244	PIP Central Committee	148	-	148
153	Advocacy for Persons with Disabilities of the Commonwealth of Puerto Rico	141	5	146
069	Department of Consumer Affairs	130	4	134
243	PNP Central Committee	121	-	121
226	Joint Special Counsel on Legislative Donations	111	-	111
062	Cooperative Development Commission	82	-	82
060	Citizen's Advocate Office (Ombudsman)	77	0	78
	Other	287	45	332
<b>Total</b>		<b>\$ 842,748</b>	<b>\$ 72,325</b>	<b>\$ 915,073</b>

## Footnotes:

- (a) Data presented above represents the Central Government live AP Web Portal repository of third party and intergovernmental invoices by agency, implemented in FY2019. The full transition to managing central government payables through the web portal is complete, however government agencies and vendors continue to analyze the information contained in this report to ensure its accuracy. Ongoing efforts with the largest agencies and their vendors to implement the appropriate processes and controls needed to realize improvements in reporting and efficiency continue as of the date of this report.
- (b) On a go-forward basis, vendors submit invoices for approval through the live AP Web Portal where they are logged electronically, matched with the appropriate purchase order or other relevant documentation, and approved / vouchered at the agency level through the online interface.

## Puerto Rico Department of Treasury | Hacienda

## Schedule B: Central Government - Live Web Portal AP Aging (a) (b)

## All Agencies

(figures in \$000s)

Continues and Continued...

ID	Agency Name	0 - 30	31 - 60	61 - 90	Over 90 days	Total
071	Department of Health	\$31,671	\$22,155	\$10,787	\$175,560	\$240,173
081	Department of Education	57,196	37,152	8,348	40,620	143,316
271	Office of Information Technology and Communications	12,502	17,241	3,422	48,884	82,048
123	Families and Children Administration	3,415	1,932	1,715	40,607	47,670
049	Department of Transportation and Public Works	9,078	8,425	3,291	25,668	46,462
025	Hacienda (entidad interna - fines de contabilidad)	1,631	1,904	1,899	34,917	40,352
045	Department of Public Security	3,547	1,254	805	31,286	36,891
050	Department of Natural and Environmental Resources	5,155	3,038	4,816	23,538	36,547
122	Department of the Family	1,533	1,709	708	23,308	27,257
127	Administration for Socioeconomic Development of the Family	6,691	614	730	13,012	21,047
078	Department of Housing	909	885	1,016	14,610	17,419
038	Department of Justice	2,682	170	267	12,627	15,745
329	Socio-Economic Development Office	2,239	12	5	12,219	14,476
043	Puerto Rico National Guard	507	593	794	12,473	14,368
137	Department of Correction and Rehabilitation	3,718	1,608	923	6,988	13,237
095	Mental Health and Addiction Services Administration	6,174	1,687	954	4,144	12,959
031	General Services Administration	1,357	649	162	7,563	9,731
067	Department of Labor and Human Resources	1,140	1,100	362	6,318	8,920
126	Vocational Rehabilitation Administration	1,508	376	135	5,734	7,752
087	Department of Sports and Recreation	634	14	763	5,514	6,924
014	Environmental Quality Board	164	226	305	5,781	6,476
311	Gaming Commission	2,188	1,558	1,899	381	6,027
241	Administration for Integral Development of Childhood	703	894	333	3,262	5,192
021	Emergency Management and Disaster Administration Agency	-	-	-	4,541	4,541
120	Veterans Advocate Office	518	15	18	3,886	4,436
024	Department of the Treasury	3,627	606	123	6	4,363
124	Child Support Administration	339	73	81	3,419	3,912
010	General Court of Justice	21	10	15	3,453	3,498
028	Commonwealth Election Commission	208	365	161	1,846	2,580
055	Department of Agriculture	79	166	356	1,829	2,430
022	Office of the Commissioner of Insurance	84	60	53	2,137	2,334
015	Office of the Governor	317	20	17	1,820	2,174
133	Natural Resources Administration	-	-	-	2,029	2,029
037	Civil Rights Commission	0	0	1	1,543	1,545
290	State Energy Office of Public Policy	-	0	-	1,519	1,519

## Puerto Rico Department of Treasury | Hacienda

## Schedule B: Central Government - Live Web Portal AP Aging (a) (b)

## All Agencies

(figures in \$000s)

Continues and Continued...

ID	Agency Name	0 - 30	31 - 60	61 - 90	Over 90 days	Total
018	Planning Board	442	552	145	250	1,388
023	Department of State	139	54	434	756	1,382
298	Public Service Regulatory Board	251	50	45	943	1,289
105	Industrial Commission	44	11	46	1,146	1,247
189	Institute of Forensic Sciences	115	159	21	784	1,078
273	Permit Management Office	9	12	10	1,027	1,058
040	Puerto Rico Police	-	-	-	1,051	1,051
155	State Historic Preservation Office	214	346	154	254	968
016	Office of Management and Budget	499	344	44	54	941
096	Women's Advocate Office	131	29	74	693	927
152	Elderly and Retired People Advocate Office	240	69	29	563	901
220	Correctional Health	0	-	24	734	758
075	Office of the Financial Institutions Commissioner	31	26	5	583	645
266	Office of Public Security Affairs	13	2	5	591	612
026	Special Appropriations for the Central Government Retirement System	2	2	35	570	608
272	Office of the Inspector General of the Government of Puerto Rico	2	11	59	532	604
035	Industrial Tax Exemption Office	0	1	1	565	568
242	PPD Central Committee	-	-	-	427	427
141	Telecommunication's Regulatory Board	-	-	-	427	427
065	Public Services Commission	-	-	-	306	306
089	Horse Racing Industry and Sport Administration	-	-	-	233	233
296	Com Audit Int Cred Publico	-	-	-	150	150
244	PIP Central Committee	-	-	-	148	148
153	Advocacy for Persons with Disabilities of the Commonwealth of Puerto Rico	43	2	7	94	146
069	Department of Consumer Affairs	18	27	13	77	134
243	PNP Central Committee	-	-	-	121	121
226	Joint Special Counsel on Legislative Donations	4	0	-	107	111
062	Cooperative Development Commission	12	12	12	46	82
060	Citizen's Advocate Office (Ombudsman)	7	3	7	61	78
	Other	93	8	14	217	332
<b>Total</b>		<b>\$ 163,844</b>	<b>\$ 108,230</b>	<b>\$ 46,447</b>	<b>\$ 596,551</b>	<b>\$ 915,073</b>

Footnotes:

- (a) Data presented above represents the Central Government live AP Web Portal repository of third party and intergovernmental invoices by agency, implemented in FY2019. The full transition to managing central government payables through the web portal is complete, however government agencies and vendors continue to analyze the information contained in this report to ensure its accuracy. Ongoing efforts with the largest agencies and their vendors to implement the appropriate processes and controls needed to realize improvements in reporting and efficiency continue as of the date of this report.
- (b) On a go-forward basis, vendors submit invoices for approval through the live AP Web Portal where they are logged electronically, matched with the appropriate purchase order or other relevant documentation, and approved / vouchered at the agency level through the online interface.