



GOVERNMENT OF PUERTO RICO

Department of the Treasury

Treasury Single Account ("TSA") FY 2023 Cash Flow

April 14, 2023

Disclaimer

- The Department of the Treasury of Puerto Rico (“Hacienda”), the Government of Puerto Rico (the “Government”), and each of their respective officers, directors, employees, agents, attorneys, advisors, members, partners or affiliates (collectively, with Hacienda and the Government the “Parties”) make no representation or warranty, express or implied, to any third party with respect to the information contained herein and all Parties expressly disclaim any such representations or warranties.
- The Parties do not owe or accept any duty or responsibility to any reader or recipient of this presentation, whether in contract or tort, and shall not be liable for or in respect of any loss, damage (including without limitation consequential damages or lost profits) or expense of whatsoever nature of such third party that may be caused by, or alleged to be caused by, the use of this presentation or that is otherwise consequent upon the gaining of access to this document by such third party.
- This document does not constitute an audit conducted in accordance with generally accepted auditing standards, an examination of internal controls or other attestation or review services in accordance with standards established by the American Institute of Certified Public Accountants or any other organization. Nor does this document constitute an audit of compliance with any other federal law, rule, or regulation. Accordingly, the Parties do not express an opinion or any other form of assurance on the financial statements or any financial or other information or the internal controls of the Government and the information contained herein.
- Any statements and assumptions contained in this document, whether forward-looking or historical, are not guarantees of future performance and involve certain risks, uncertainties, estimates and other assumptions made in this document. The economic and financial condition of the Government and its instrumentalities is affected by various financial, social, economic, environmental and political factors. These factors can be very complex, may vary from one fiscal year to the next and are frequently the result of actions taken or not taken, not only by the Government and its agencies and instrumentalities, but also by entities such as the government of the United States. Because of the uncertainty and unpredictability of these factors, their impact cannot be included in the assumptions contained in this document. Future events and actual results may differ materially from any estimates, projections, or statements contained herein. Nothing in this document should be considered as an express or implied commitment to do or take, or to refrain from taking, any action by Hacienda, the Government, or any government instrumentality in the Government or an admission of any fact or future event. Nothing in this document shall be considered a solicitation, recommendation or advice to any person to participate, pursue or support a particular course of action or transaction, to purchase or sell any security, or to make any investment decision.
- By receiving this document, the recipient shall be deemed to have acknowledged and agreed to the terms of these limitations.
- This document may contain capitalized terms that are not defined herein, or may contain terms that are discussed in other documents or that are commonly understood. You should make no assumptions about the meaning of capitalized terms that are not defined, and you should consult with advisors of Hacienda should clarification be required.

Glossary

Term	Definition
ACAA	- Automobile Accident Compensation Administration, or Administración de Compensaciones por Accidentes de Automoviles, is a component unit of the Commonwealth of Puerto Rico.
Act 154	- Act 154 means Act No. 154-2010, which, inter alia, imposes a temporary excise tax on the acquisition by multinationals of certain property manufactured or produced in whole or in part in Puerto Rico and on the acquisition of certain manufacturing services carried out in Puerto Rico. The Act 154 temporary excise tax expires on December 31, 2027.
AFI / PRIFA	- Infrastructure Financing Authority.
ASC	- Compulsory Liability Insurance, private insurance company.
ASES	- Puerto Rico Health Insurance Administration, a public corporation and component unit of the Commonwealth of Puerto Rico.
CINE	- Puerto Rico Cinema Fund, a recipient of certain assigned sales and use tax revenues.
COFINA	- Puerto Rico Sales Tax Financing Corporation.
Deferred General Fund Receipts	- Revenues pertaining to Fiscal Year 2020, such as individual and corporate income taxes, that are collected in subsequent fiscal years due to various executive orders and tax extensions in response to the COVID-19 pandemic.
DTPR	- Department of the Treasury of Puerto Rico also referred to as "Hacienda".
DTPR Collection System	- This is the software system that DTPR uses for collections.
FAM	- Municipal Fund Administration, a recipient of certain assigned sales and use tax revenues.
General Fund Collections	- All gross tax collections received and deposited into the TSA from all Hacienda Collection Posts, through the Hacienda Colecturia Virtual (online), and/or SURI, as well as certain pass-through collections and others.
General Fund	- General Fund (Operating Fund) means the Commonwealth principal operating fund; disbursements from such fund are generally approved through the Commonwealth's annual budgeting process.
Gross Payroll	- Gross Payroll is equal to the sum of: (i) Net Payroll from the DTPR RHUM system; (ii) Other Payroll and (iii) Cash outlays for wage garnishments by Agency.
HTA	- Puerto Rico Highways and Transportation Authority, a public corporation and a component unit of the Commonwealth of Puerto Rico.
Liquidity Plan (LP)	- The Liquidity Plan is the translation of the Certified Fiscal Plan ("CFP") and Certified Budget ("Budget") into a cash flow projection. The TSA Liquidity Plan encompasses all cash flow activity within the TSA. Certain cash flow activity is contemplated in the CFP and Budget, but occurs outside the TSA. Cash flow bridges from the TSA to the CFP and Budget have been included to facilitate comparison.
Liquidity Plan Reforecast (RF or "Reforecast")	- The TSA Liquidity Plan Reforecast accounts for the re-certified FY22 budget and fiscal plan which account for upward revised revenue projections, Plan related disbursements, and other budgetary changes.
NAP	- NAP, or the Nutrition Assistance Program, also known as PAN, or Programa de Asistencia Nutricional is a federal assistance nutritional program provided by the United States Department of Agriculture (USDA) solely to Puerto Rico.
Other Payroll	- Other Payroll expenses relate to employee withholdings, social security, insurance, and other deductions.
Other State Collections	- Inflows related to various Health Department programs, the State Insurance Fund, the Commissioner of Financial Institutions, interest earned on TSA bank accounts and others.
PayGo	- PayGo - Puerto Rico pension system that is funded through a pay-as-you-go system. Retirement benefits expenses of government employers are paid by the central government and reimbursed by the employers, with such funds received by the TSA.
Plan of Adjustment ("Plan")	- Plan to adjust the liabilities for the Commonwealth of Puerto Rico, the Puerto Rico Public Building Authority, and Employee Retirement System of the Government of Puerto Rico confirmed on 1/18/22 by the US District Court for the District of Puerto Rico under PROMESA.
PREPA	- Puerto Rico Electric Power Authority, a public corporation and a component unit of the Commonwealth of Puerto Rico.
PRITA	- Puerto Rico Integrated Transport Authority, a public corporation and component unit of the Commonwealth of Puerto Rico.
PSTBA	- The PSTBA is an amount established under Act 91-2006, as amended, and the Sales Tax Revenue Bond Resolution, as amended and restated on June 10, 2009 (the "Bond Resolution"), that currently must be received by COFINA from 5.5% of the SUT before the Commonwealth can receive any of the other 5.5% SUT.
Public Corporation	- Public corporations are governmental authorities with autonomous structure separate from the central government administration and with independent treasury functions.
RHUM System	- This is the software system that DTPR uses for payroll.
SIFC	- State Insurance Fund Corporation, a public corporation and a component unit of the Commonwealth of Puerto Rico.
Special Revenue Receipts	- Collections made by central government agencies at collection posts for services rendered by the agencies as well as fees, licenses, permits, fines and others.
SURI	- Sistema Unificada de Rentas Internas is the new digital tool of the Department of the Treasury that will allow integration and streamlining of the administration of taxes and revenues and eliminate the complexity of the current systems for the benefit of the Treasury and the taxpayers.
SURI Sweep Account	- Includes the Gen Tax sweep account which holds unreconciled general fund revenues that is regularly swept into the TSA.
TSA	- Treasury Single Account, the Commonwealth's main operational bank account (concentration account) in which a majority of receipts from Governmental funds are deposited and from which most expenses are disbursed. TSA receipts include tax collections, charges for services, intergovernmental collections, the proceeds of short and long-term debt issuances and amounts held in custody by the Secretary of the Treasury for the benefit of the Commonwealth's fiduciary funds. Only a portion of the revenues received by the TSA is included in the annual General Fund budget presented to the Puerto Rico Legislative Assembly for approval. Other revenues are separately assigned by law to certain agencies or public corporations but still flow through the TSA.

Introduction

- Enclosed is the weekly Treasury Single Account ("TSA") cash flow report and supporting schedules with weekly YTD FY2023 actual results compared to the FY2023 Liquidity Plan.
- TSA is the Commonwealth's main operational bank account (concentration account) in which a majority of receipts from Governmental funds are deposited and from which most expenses are disbursed.
- Receipts in the TSA include tax collections (including revenues assigned to certain public corporations and pledged for the payment of their debt service), charges for services, intergovernmental collections (such as reimbursements from Federal assistance grants), the proceeds of short and long-term debt issuances held in custody by the Secretary of Treasury for the benefit of the Government fiduciary funds, and other receipts. Only a portion of the revenues received by the TSA is included in the annual General Fund budget presented to the Puerto Rico Legislative Assembly for approval. Other revenues are separately assigned by law to certain agencies or public corporations but still flow through the TSA.
- Disbursements from the TSA include payroll and related costs, vendor and operational disbursements (including those reimbursed by Federal assistance grants and funded from Special Revenue Funds), welfare expenditures, capital outlays, debt service payments, required budgetary formulas and appropriation payments, pass-through payments of pledged revenues to certain public corporations, tax refunds, payments of current pension benefits and other disbursements.
- Federal funds related to disaster relief for hurricanes Irma and Maria are deposited in a separate bank account overseen by the Government Authorized Representative ("GAR"). Funds may be transferred to the TSA either: (i) after admissible disbursements (per approved Project Worksheets) have been made or (ii) once supporting documentation for an accrual or related expense are provided to and approved by FEMA. Therefore, FEMA funding may also be received in advance of actual cash disbursement, as payments to vendors may occur subsequent to when the corresponding services are rendered / expenses are recorded.
- Data limitations and commentary:
The government has focused on cash transaction information for which access to reliable, timely, and detailed data is readily available. The government continues to work with DTPR and other parties to access additional reliable data that would help to provide additional detail in the future.

Puerto Rico Department of Treasury | Hacienda
Executive Summary - TSA Cash Flow Actual Results
(figures in Millions)

Bank Cash Position	Weekly Cash Flow	YTD Net Cash Flow	YTD Actual vs LP Variance
\$6,385	\$6	(\$1,613)	\$443

Bridge from FY23 Liquidity Plan projected TSA Cash Balance to actual FY23 TSA Cash Balance as of April 14, 2023

Cash Flow line item	Variance Bridge (\$M)	Comments
Liquidity Plan Projected Cash Balance 4/14/23:	\$ 5,943	1. State collections are currently higher than projected, caused by temporary timing difference between the actuals and projected. The variance is mainly driven by General Fund Collections of \$716M and Sepecial Revenue Fund Collections of \$436M. 2. The Federal Funds reimbursements are often received with a timing difference in comparison with the disbursements, causing weekly variances. The positive variance is mainly driven by the operating disbursements being lower than projected by \$852M, partially offset by (\$413M) in payroll and related costs. 3. Tax Credits & Refunds is higher than projected due to timing differences in refunds to individuals and seniors, as well as other tax credits. 4. The variance is due to a POA payment corresponding to FY22 not considered in FY23 Liquidity Plan. On January 11, 2023 we made the following payments related to POA: 1) \$12.5m for the payment to the bondholders of PFC to be paid if a qualifying modification for PFC was approved by the Court and 2) \$100m For the payment of GUC Reserve Funding and Avoidance Actions Trust to be paid in accordance with Section 1.354, 62.3, and 78.11. 5. The variance in GF and SRF Payroll is mainly driven by the Special Bonus awarded to employees represented by SPU and AFSCME, as established in the central government's debt adjustment plan that was not considered in FY23 LP.
1 State Collections	1,153	
2 Federal Fund net cash flow	883	
3 Tax Credits & Refunds	(888)	
4 Plan of Adjustment Related	(319)	
5 Payroll and Related Costs	(203)	
All Other	(182)	
Actual TSA Cash Account Balance	<u>\$ 6,385</u>	

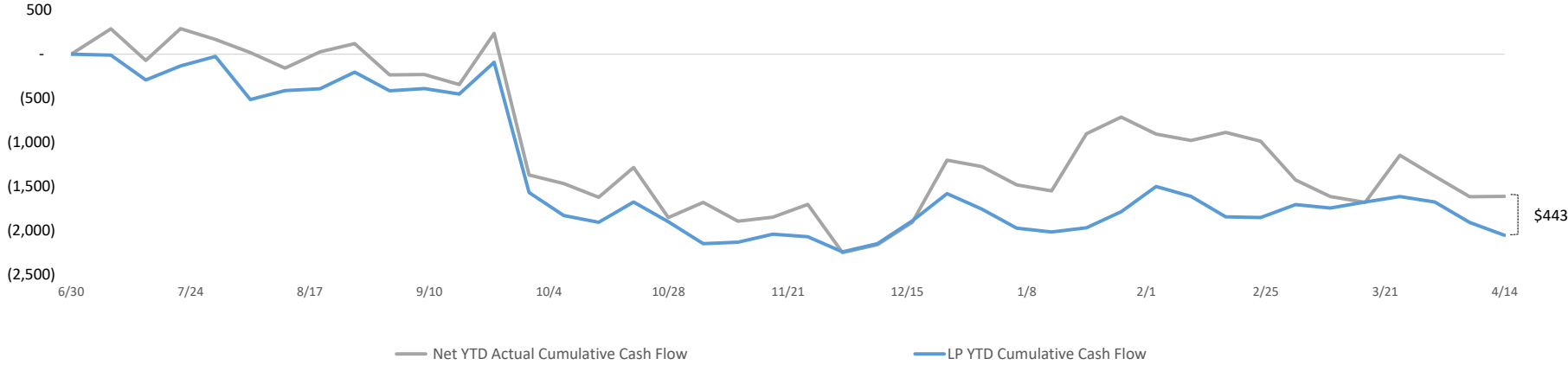
Memo: Summary of Cash Balances

TSA Operational Cash	\$ 2,821
TSA Reserves	3,564
<i>SURI Sweep Account Balance</i>	<i>\$ 1,022</i>

Puerto Rico Department of Treasury | Hacienda
YTD TSA Cash Flow Summary - Actual vs LP

TSA Cumulative YTD Net Cash Flow (\$M)

LP Bank Cash Balance:	\$5,943
Actual TSA Bank Cash Balance:	\$6,385
Actual TSA + Sweep Balance:	\$7,408



YTD Actuals vs. Liquidity Plan

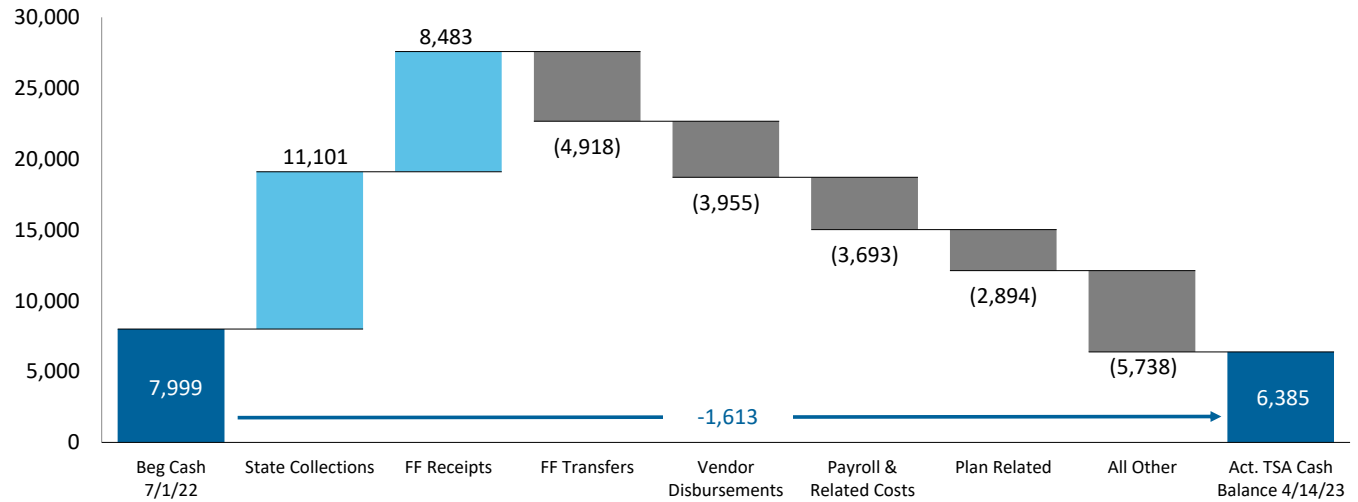
YTD net cash flow is -\$1,613M and cash flow variance to the Liquidity Plan is \$443M, with various offsetting variances within.

Puerto Rico Department of Treasury | Hacienda
YTD Cash Flow Summary - TSA Cash Flow Actual Results

Net Cash Flow - YTD Actuals

- 1.) The primary cash driver of FY23 are State Collections. Federal Fund inflows of \$8,483M represent 42% of YTD inflows, but are largely offset by Federal Fund transfers, with YTD net surplus of \$876M (Refer to page 13 for additional detail).

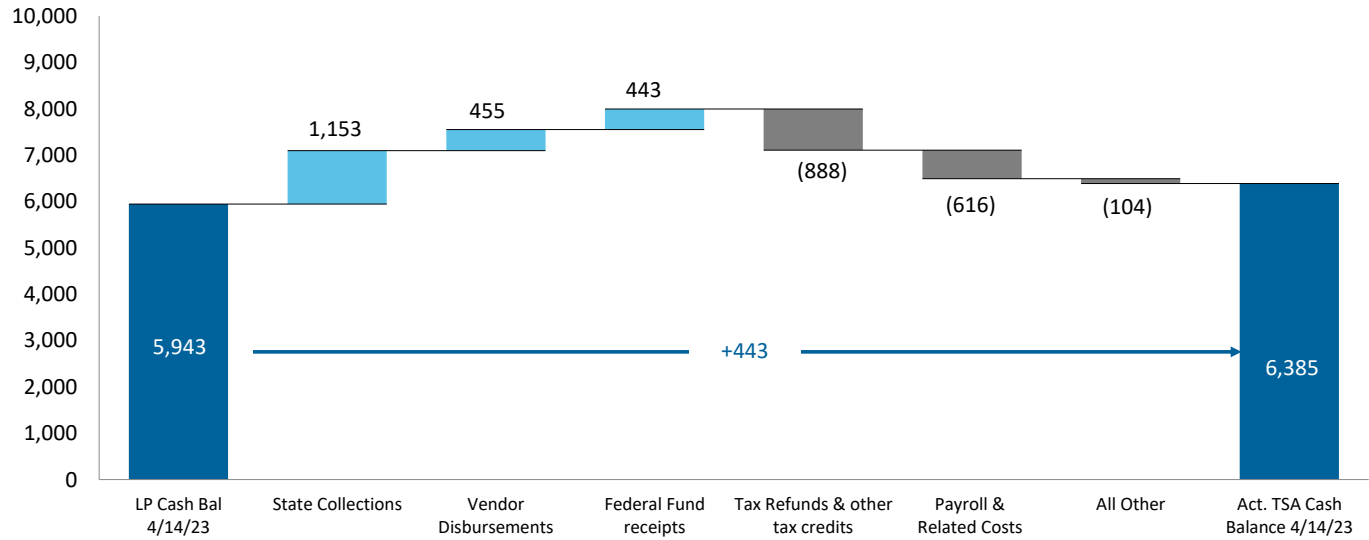
TSA YTD Cash Flow Actuals: Key Cash Flow Concepts (\$M)



Net Cash Flow YTD Variance - LP vs. Actual

- 1.) State Collections, Federal Fund Receipts, and Vendor Disbursements drive the YTD cash flow variance. This is offset by higher than projected amounts in Tax Refunds & other tax credits, and Payroll & Related Costs.

TSA YTD Top Cash Flow Variances (\$M)



Puerto Rico Department of Treasury | Hacienda
TSA Cash Flow Actual Results for the Week Ended April 14, 2023

	FY23 Actual	FY23 LP	Variance	FY23 Actual	FY23 LP	Variance	
	4/14	4/14	4/14	YTD	YTD	YTD FY23	
<i>(figures in Millions)</i>							
State Collections							
1	General fund collections (b)	\$303	\$28	\$275	\$9,585	\$8,869	\$716
2	Other fund revenues & Pass-throughs (c)	3	13	(10)	317	139	178
3	Special Revenue receipts	13	25	(12)	365	399	(35)
4	All Other state collections (d)	22	12	9	835	542	293
5	Sweep Account Transfers	—	—	—	—	—	—
6	Subtotal - State collections (e)	\$340	\$78	\$262	\$11,101	\$9,949	\$1,153
Federal Fund Receipts							
7	Medicaid	—	9	(9)	2,345	1,767	578
8	Nutrition Assistance Program	72	35	37	2,429	2,001	428
9	All Other Federal Programs	98	143	(45)	3,547	3,172	375
10	Other	—	—	—	162	—	162
11	Subtotal - Federal Fund receipts	\$170	\$186	(\$17)	\$8,483	\$6,940	\$1,543
Balance Sheet Related							
12	Paygo charge	3	5	(2)	432	319	113
13	Other	—	—	—	—	—	—
14	Subtotal - Other Inflows	\$3	\$5	(\$2)	\$432	\$319	\$113
Plan of Adjustment Related							
15	CW Intragovernmental Transfers (f)	—	—	—	130	—	130
16	Other	—	—	—	—	—	—
17	Subtotal - Plan Inflows	—	—	—	\$130	—	\$130
18	Total Inflows	\$512	\$269	\$243	\$20,146	\$17,207	\$2,939
Payroll and Related Costs (g)							
19	General fund	(72)	(64)	(8)	(2,482)	(2,332)	(150)
20	Federal fund	(49)	(25)	(24)	(1,028)	(616)	(413)
21	Other State fund	(10)	(12)	2	(182)	(129)	(53)
22	Subtotal - Payroll and Related Costs	(\$130)	(\$101)	(\$30)	(\$3,693)	(\$3,077)	(\$616)
Operating Disbursements (h)							
23	General fund	(33)	(32)	(1)	(1,292)	(1,187)	(105)
24	Federal fund	(60)	(29)	(31)	(1,661)	(2,513)	852
25	Other State fund	(29)	(6)	(23)	(1,002)	(711)	(292)
26	Subtotal - Vendor Disbursements	(\$122)	(\$66)	(\$56)	(\$3,955)	(\$4,410)	\$455
State-funded Budgetary Transfers							
27	General Fund	(0)	(2)	1	(2,100)	(2,013)	(87)
28	Other State Fund	(1)	—	(1)	(196)	(133)	(63)
29	Subtotal - Appropriations - All Funds	(\$2)	(\$2)	(\$0)	(\$2,297)	(\$2,147)	(\$150)
Federal Fund Transfers							
30	Medicaid	—	(28)	28	(2,344)	(1,783)	(561)
31	Nutrition Assistance Program	(55)	(84)	29	(2,451)	(2,035)	(416)
32	All other federal fund transfers	—	—	—	(123)	—	(123)
33	Subtotal - Federal Fund Transfers	(\$55)	(\$112)	\$57	(\$4,918)	(\$3,818)	(\$1,100)
Other Disbursements - All Funds							
34	Retirement Contributions	(98)	(98)	(1)	(2,069)	(2,021)	(47)
35	Tax Refunds & other tax credits (i)	(99)	(14)	(85)	(1,747)	(859)	(888)
36	Title III Costs	(0)	—	(0)	(112)	(99)	(13)
37	State Cost Share	—	—	—	—	—	—
38	Milestone Transfers	—	(23)	23	(2)	(57)	56
39	Custody Account Transfers	—	—	—	(62)	(201)	139
40	Other items paid from FY22 Surplus	—	—	—	—	—	—
41	Cash Reserve	—	—	—	—	—	—
42	All Other	—	—	—	(12)	—	(12)
43	Subtotal - Other Disbursements - All Funds	(\$197)	(\$135)	(\$62)	(\$4,004)	(\$3,238)	(\$766)
Plan of Adjustment Related							
44	Disbursements to Paying Agent	—	—	—	(2,894)	(2,574)	(319)
45	Direct Disbursements	—	—	—	—	—	—
46	Subtotal - Plan Disbursements	—	—	—	(\$2,894)	(\$2,574)	(\$319)
47	Total Outflows	(\$506)	(\$415)	(\$91)	(\$21,760)	(\$19,264)	(\$2,496)
48	Net Operating Cash Flow	\$6	(\$145)	\$151	(\$1,613)	(\$2,056)	\$443
49	Bank Cash Position, Beginning	6,380	6,088	292	7,999	7,999	0
50	Bank Cash Position, Ending	\$6,385	\$5,943	\$443	\$6,385	\$5,943	\$443
Memo: Summary of Accounts							
	Operational	\$2,821					
	Reserves (j)	3,564					
	Total Bank Cash Position	\$6,385					

Note: Refer to the next page for footnote reference descriptions.

Puerto Rico Department of Treasury | Hacienda*FY23 TSA Cash Flow Actual Results - Footnotes*Footnotes:

- (a) Represents FY2022 actual results through April 15, 2022.
- (b) Represents gross tax collections received and deposited from all Hacienda Collection Posts, through the Hacienda Colecturia Virtual (online) and/or SURI. Additionally, as of the date of this report, the "General Fund Collections" line item includes unreconciled collections due to DTPR transition to collecting various gross tax receipts through the new SURI system. The transition from the Hacienda Colecturia collections system to SURI is ongoing and as such, revenue concept detail for the general tax SURI collections is not available at this time for the portion of collections received by the new general tax SURI account. This resulted in timing-related unreconciled gross collections which will be retroactively allocated to "General Collections" as appropriate once this information becomes available.
- (c) These revenues are collected by DTPR and immediately appropriated.
- (d) Inflows related to the State Insurance Fund, the Department of Labor and Human Resources, the Commissioner of Financial Institutions, interest earned on TSA bank accounts and others. As of the date this report the TSA has received \$140.2M in interest income in FY23 from earnings on the TSA cash balance.
- (e) As of April 14, 2023, there are \$1,022M in collections in the SURI sweep account pending reconciliation and transfer to the TSA.
- (f) Transfer of Government cash balances previously held outside of the TSA into a segregated TSA Plan account. These funds are being accumulated pursuant to the Plan for disbursement on, or after, the Plan effective date.
- (g) Represents total gross payroll. Gross payroll includes net payroll disbursed to government employees, cash transfers to the Police Department for payroll costs, and other payroll related costs (employee withholdings, social security, insurance, and other deductions).
- (h) Includes payments to third-party vendors as well as intergovernmental payments to agencies with separate Treasuries.
- (i) Includes Federally Funded Employee Retention Credits.
- (j) Funds are held in a separate bank account outside of the TSA Operational Cash . Some of these funds are not restricted, as defined by the Governmental Accounting Standard Board (GASB), but have been segregated by the Government for the service to the debt and the Disaster Relief Fund, among other purposes.

Puerto Rico Department of Treasury | Hacienda
General Fund Collections Summary

Key Takeaways / Notes

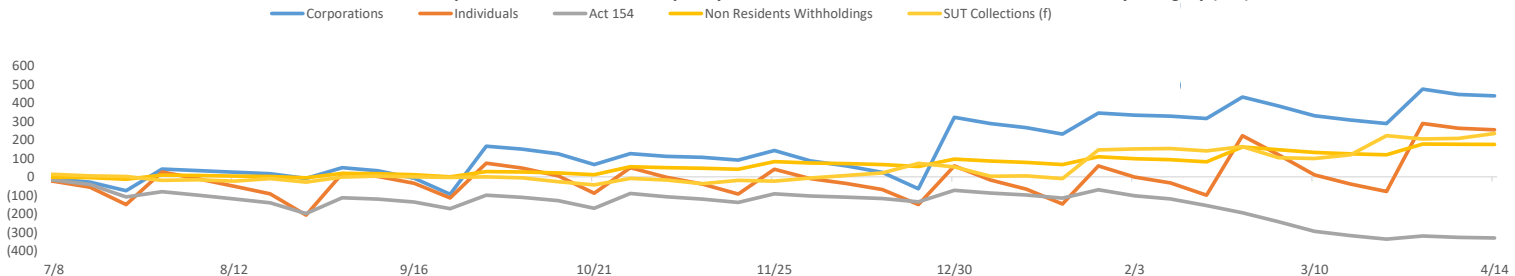
- Accumulated collections into TSA sweep accounts are generally transferred to the TSA with a 7-10 day lag. As of the date of this report, there were \$1,022M in collections in the SURI sweep account pending transfer to the TSA. Typically, the Other General Fund revenue line in the table to the right includes cash receipts that have not yet been allocated to specific concepts. As of the date of this report, the total of unallocated collections included therein was approximately -\$223M. The schedule on this page will be updated as information becomes available.

Act 154 variance is an effect of the amendment that allows foreign corporations election out of the Act 154 excise tax of 4%.

General Fund Collections Year to Date: Actual vs. Forecast (\$M)

	Actual (a) YTD 4/14	LP YTD 4/14	Var \$ YTD 4/14	Var % YTD 4/14
General Fund Collections				
Corporations	\$1,765	\$1,320	\$445	34%
Individuals	2,605	2,350	255	11%
Partnerships	249	240	9	4%
Act 154	678	1,008	(331)	-33%
Non Residents Withholdings	468	306	162	53%
Current Year Collections	462	287	176	61%
Current Year NRW for FEDE (Act 73-2008) (b)	6	19	(13)	-69%
Motor Vehicles	476	357	119	33%
Rum Tax (c)	167	153	14	9%
Alcoholic Beverages	214	207	7	3%
Cigarettes (d)	106	100	6	6%
HTA	359	412	(53)	-13%
Gasoline Taxes	86	140	(54)	-38%
Gas Oil and Diesel Taxes	4	17	(13)	-78%
Vehicle License Fees (\$15 portion)	12	24	(12)	-50%
Vehicle License Fees (\$25 portion)	28	83	(54)	-66%
Petroleum Tax	177	135	42	31%
Other	51	14	38	281%
CRUDITA	107	165	(58)	-35%
Other General Fund	413	508	(94)	-19%
Total	\$7,608	\$7,126	\$482	7%
SUT Collections (e)	1,977	1,743	234	13%
Total General Fund Collections	\$ 9,585	\$ 8,869	\$ 716	8%

YTD General Fund Receipts Cumulative Variance Liquidity Plan Reforecast vs. Actual Cumulative Variance by Category (\$M)



Footnotes:

- General Fund gross cash receipts by concept are approximated using net General Fund revenues adjusted for recurring monthly gross-ups and other adjustments.
- Relates to income tax reserves that are subsequently passed through to PRIDCO.
- Rum Tax is in line with projected cashflow.
- Includes some cigarette tax collections that are subsequently passed through to HTA, PRMBA and other.
- SUT collections excludes PSTBA, FAM & CINE, and only includes the amounts deposited into the TSA for General Fund use.
- This amount includes year-to-date collections in the SURI sweep account, which also holds some SRF collections pending reconciliation.

Puerto Rico Department of Treasury | Hacienda
Other State Fund Collections Summary

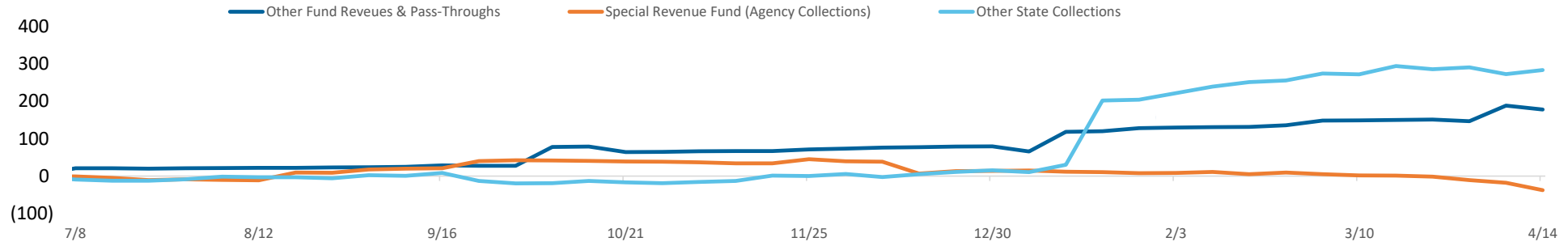
Key Takeaways / Notes

- 1.) Other State Fund Collections are higher than projected in the Liquidity Plan. The variance is mainly driven by timing differences in special revenues and other collections coming from net funds received by taxes collected from U.S. Customs and Border Protections (CBP) by \$154M.

Other State Fund Collections Year to Date: Actual vs. Forecast (\$M)

	Actual (a) YTD 4/14	LP YTD 4/14	Var \$ YTD 4/14	Var % YTD 4/14
Other State Fund Collections				
Other Fund Revenues & Pass-Throughs	\$317	\$139	\$178	128%
Electronic Lottery	163	35	127	360%
ASC Pass Through	21	32	(11)	-34%
ACCA Pass Through	65	63	2	3%
Other	67	8	59	766%
Special Revenue Fund (Agency Collections)	365	399	(35)	-9%
Department of Education	6	25	(19)	-75%
Department of Health	67	50	16	33%
Department of State	11	15	(4)	-26%
All Other	281	309	(28)	-9%
Other state collections	835	542	293	54%
Bayamón University Hospital	5	2	3	132%
Adults University Hospital (UDH)	33	36	(4)	-10%
Pediatric University Hospital	19	13	6	42%
Commisioner of the Financial Institution	34	79	(44)	-56%
Department of Housing	14	20	(6)	-30%
Gaming Commission	178	172	6	4%
All Other	552	220	332	151%
Total	\$1,516	\$1,079	\$436	40%

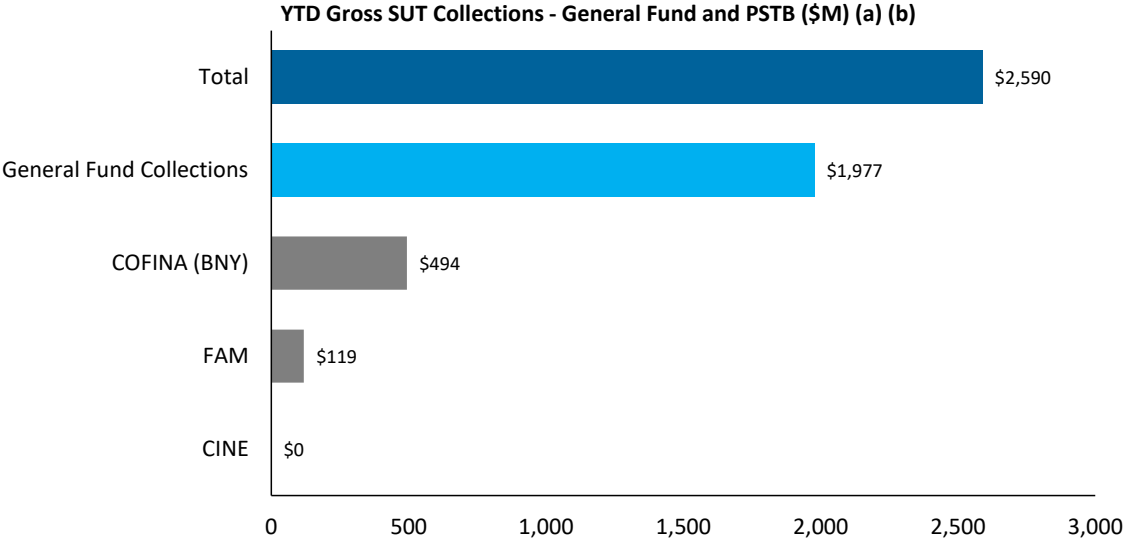
YTD Other State Fund Receipts Cumulative Variance Liquidity Plan forecast vs. Actual Cumulative Variance by Category (\$M) (a)



Puerto Rico Department of Treasury | Hacienda
Sales and Use Tax Collections Summary

Key Takeaways / Notes

- 1.) The proceeds from the Puerto Rico 10.5% SUT rate are allocated as follows: Of the 10.5%, 5.5% is deposited into a COFINA BNY Mellon account until the PSTBA cap is reached, and 4.5% is deposited into the General Fund. The remaining 0.5% is remitted to FAM.



Footnotes

- (a) This schedule reflects gross cash activity and is subject to revision based on periodic reconciliations and accounting adjustments.
- (b) As of April 14, 2023 there is \$27M in SUT collected pending verification and allocation. The verification process includes matching receipts with the appropriate returns and reconciling government account information. Once this process is complete, SUT funds are distributed in accordance with the COFINA Plan of Adjustment based on the ownership of funds and otherwise based on the limits on distributions established therein.

Puerto Rico Department of Treasury | Hacienda
Federal Funds Net Cash Flow Summary (a)

Key Takeaways / Notes

1.) Receipts for the Nutritional Assistance Program (NAP) and Medicaid (ASES Pass-through) are received in advance of the subsequent pass through disbursements. Federal Funds received for Payroll and Vendor Payments are typically reimbursed following disbursement. There may be temporary week to week surplus / (deficit) due to timing differences. These funds are held in a separate account outside of TSA. Some of the measures funded by the accounts are initially paid out through TSA, and later reimbursed from the respective external account. The positive variance is a result of lower than projected operating disbursements of \$852M, partially offset by (\$413M) in payroll and related costs.

Weekly FF Net Surplus (Deficit)

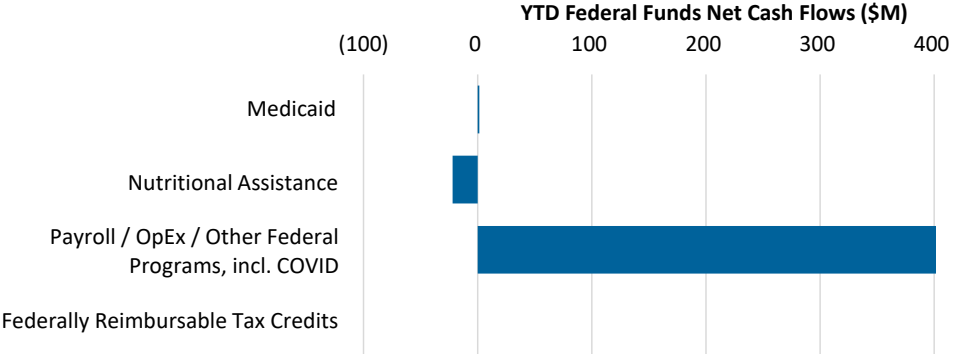
Medicaid (ASES)	
Nutritional Assistance Program (NAP)	
Payroll / OpEx / Other Federal Programs, incl. COVID	
Federally Reimbursable Tax Credits	
Total	

FF Inflows	FF Outflows	Net Cash Flow	LP Net Cash Flow	Variance
\$ -	\$ -	\$ -	\$ (19)	\$ 19
72	(55)	17	(49)	66
98	(109)	(11)	89	(100)
-	-	-	-	-
\$ 170	\$ (164)	\$ 6	\$ 21	\$ (15)

YTD Cumulative FF Net Surplus (Deficit)

Medicaid (ASES)	
Nutritional Assistance Program (NAP)	
Payroll / OpEx / Other Federal Programs, incl. COVID	
Federally Reimbursable Tax Credits	
Total	

FF Inflows	FF Outflows	Net Cash Flow	LP Net Cash Flow	Variance
\$ 2,345	\$ (2,344)	\$ 1	\$ (15)	\$ 17
2,429	(2,451)	(22)	(34)	12
3,709	(2,812)	897	43	854
-	-	-	-	-
\$ 8,483	\$ (7,607)	\$ 876	\$ (7)	\$ 883



Footnotes

(a) Please note that federal fund classification as represented here is based on the fund classification at the point of transaction. Agencies regularly review cash transactions and make accounting adjustments that result in fund reclassifications.

Puerto Rico Department of Treasury | Hacienda
 Payroll / Vendor Disbursements Summary

Key Takeaways / Notes : Gross Payroll

- 1.) Negative YTD payroll variance is primarily driven by special bonus related to the POA, not considered in LP FY23. In addition, the actuals are higher than projected due to premium pay, summer bonus and Police Department overtime payment.

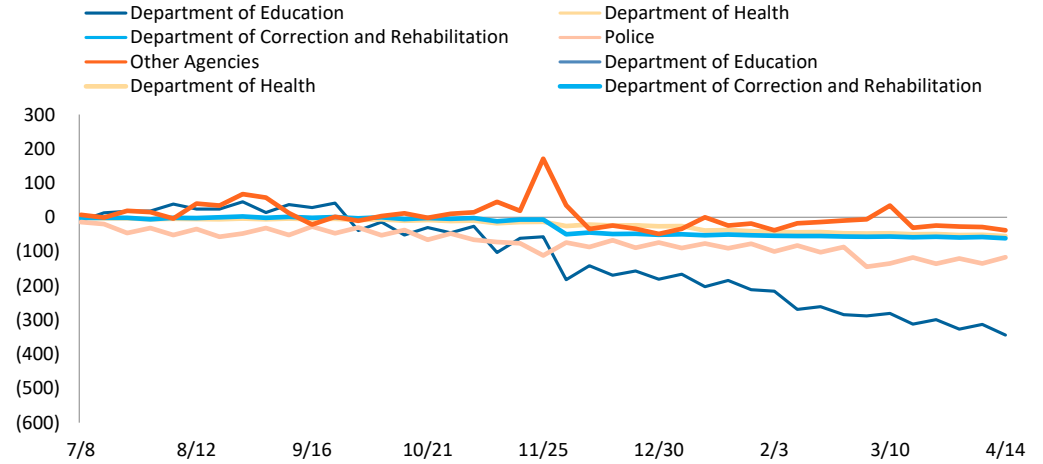
Gross Payroll (\$M) (a)	YTD Variance
Agency	
Department of Health	\$ (55)
Department of Education	(344)
Department of Correction & Rehabilitation	(61)
Police	(117)
All Other Agencies	(38)
Total YTD Variance	\$ (616)

Key Takeaways / Notes : Vendor Disbursements

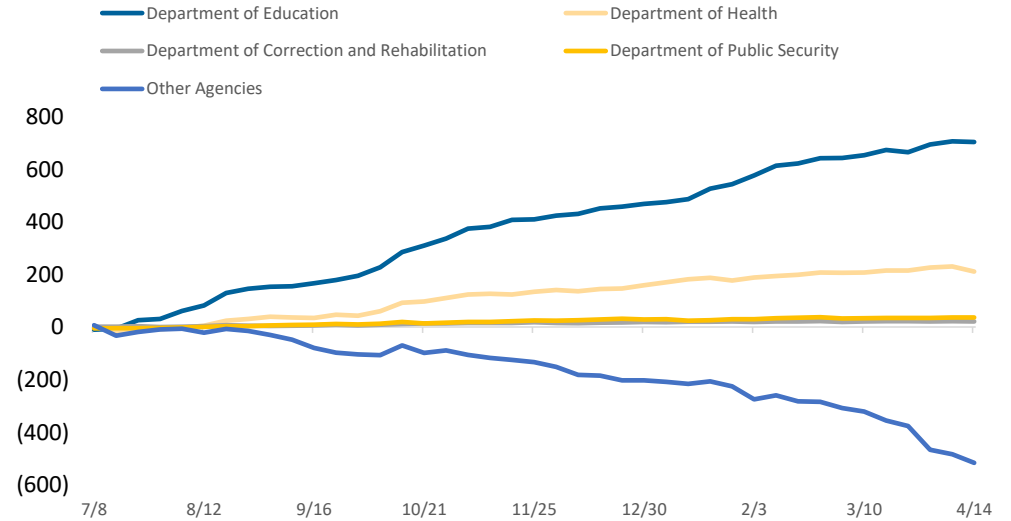
- 1.) Positive overall variance is due to lower than projected disbursements by the Department of Education and Department of Health, primarily of Federal Funds.

Vendor Disbursements (\$M)	YTD Variance
Agency	
Department of Education	\$ 704
Department of Health	211
Department of Public Security	36
Department of Correction & Rehabilitation	21
All Other Agencies	(516)
Total YTD Variance	\$ 455

Cumulative YTD Variance - Payroll by Agency (\$M) (a)



Cumulative YTD Variance - Vendor Disbursements by Agency (\$M)



Footnotes

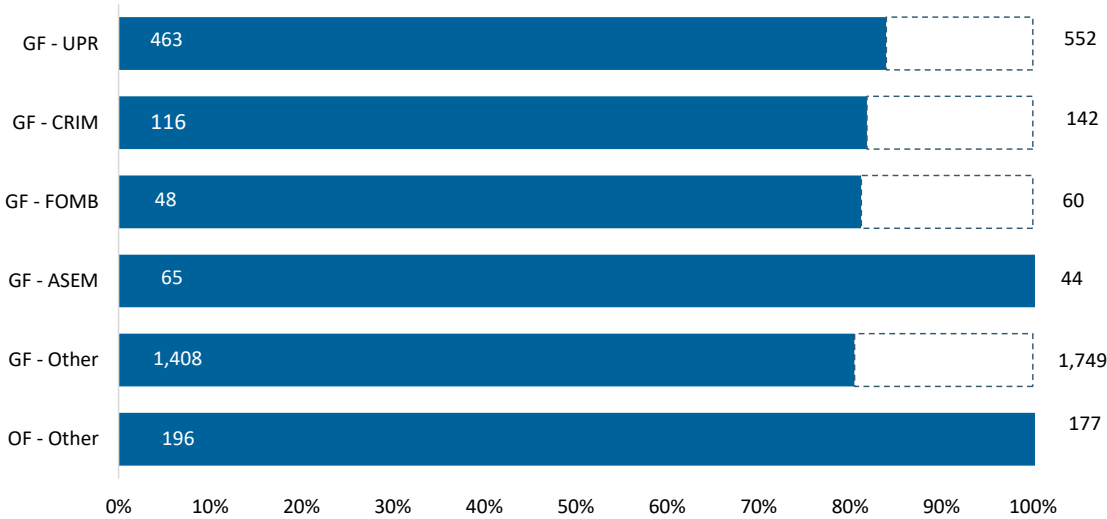
(a) Gross Payroll is equal to the sum of: (i) Net Payroll by Agency from the DTPR RHUM system; (ii) Other Payroll and (iii) Cash outlays for wage garnishments by Agency.

Puerto Rico Department of Treasury | Hacienda
State Funded Budgetary Transfers Summary

Key Takeaways / Notes

- General Fund appropriations are generally executed throughout the year on a consistent basis in the first week of a given month. The amount transferred each month is usually the sum of the receiving entity's budgeted amount for FY23 divided into twelve, subject to a 2.5% holdback through the first nine months of the fiscal year, to be disbursed during the fourth quarter following reconciliation of General Fund revenues to Fiscal Plan projections and subsequent approval and authorization for release by the Oversight Board and the Director of OMB. Other General Fund transfers and Other Fund transfers require the recognition of certain revenues within DTPR accounting records prior to sending funds to a receiving entity.

YTD FY2023 Budgeted Appropriations Executed (\$M)



Remaining Appropriation Budget (\$M)

Entity Name	Full Year		
	Actual YTD	Expectation	Remaining
GF - UPR	\$ 463	\$ 552	\$ 88
GF - CRIM	116	142	26
GF - FOMB	48	60	11
GF - ASEM	65	44	(21)
GF - Other	1,408	1,749	341
OF - Other	196	177	(19)
Total	\$ 2,297	\$ 2,723	\$ 426

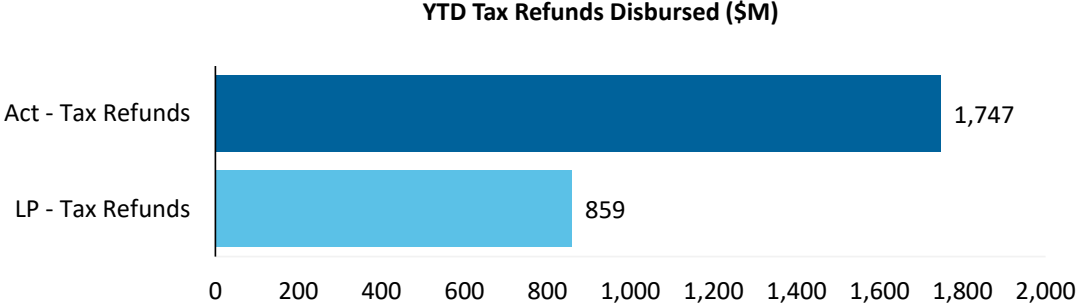
YTD Appropriation Variance (\$M)

Entity Name	Liquidity Plan		
	Actual YTD	YTD	Variance
GF - UPR	\$ 463	\$ 460	\$ (3)
GF - CRIM	116	104	(12)
GF - FOMB	48	48	(0)
GF - ASEM	65	36	(29)
GF - Other	1,408	1,364	(43)
OF - Other	196	133	(63)
Total	\$ 2,297	\$ 2,147	\$ (150)

Puerto Rico Department of Treasury | Hacienda
Tax Refunds / PayGo and Pensions Summary

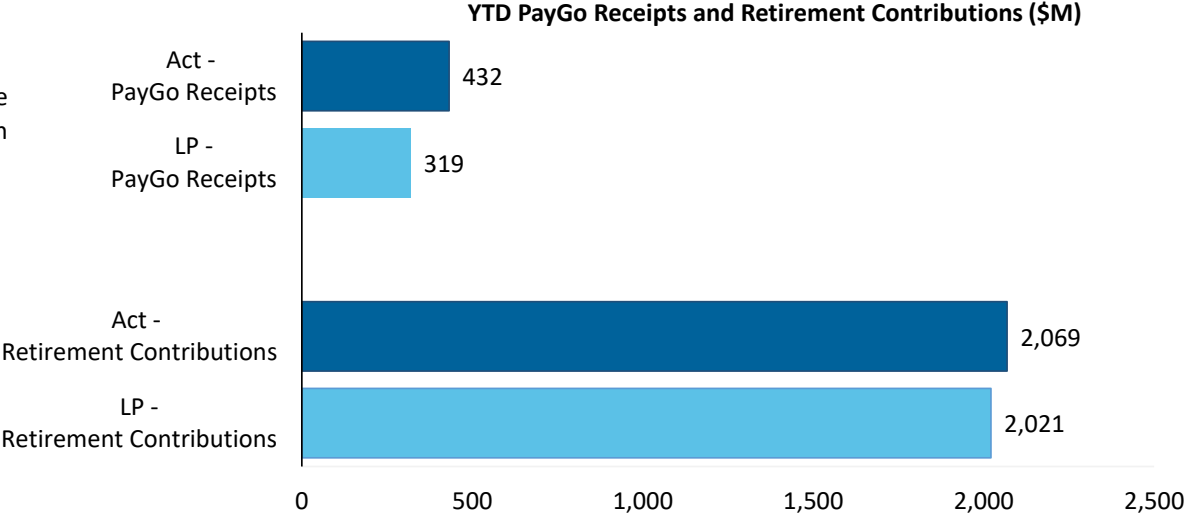
Key Takeaways / Notes : Tax Refunds & Credits

1.) Tax refunds include EITC distributions, refunds to individuals and seniors as well as other tax credits. Tax Refunds are \$888M temporarily over projected YTD.



Key Takeaways / Notes : PayGo Receipts and Retirement Contributions

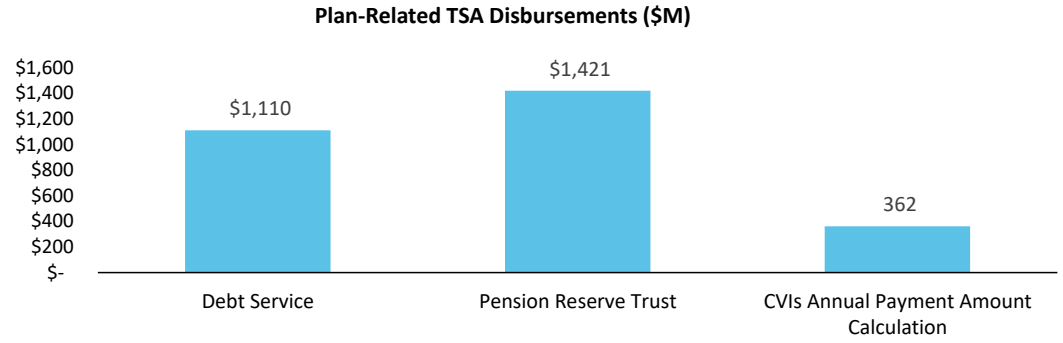
1.) YTD PayGo Receipts are over projected. Further details on the status of PayGo can be found in the monthly PayGo Report on Hacienda website in Public Finance section.



Puerto Rico Department of Treasury | Hacienda
Plan of Adjustment TSA Transfers Summary

1.) A total of \$2.9B has been transferred out of the TSA for Plan-related payments.

Plan-Related TSA Disbursements (\$M)	Actual YTD
Debt Service	\$ 1,110
Pension Reserve Trust	1,421
CVIs Annual Payment Amount Calculation	362
Total	\$ 2,893



Puerto Rico Department of Treasury | Hacienda

Schedule A: Central Government - Live Web Portal AP by Payee Type (a) (b)

All Agencies

(figures in \$000s)

Continues and Continued...

ID	Agency Name	3rd Party Payables	Intergovernmental Payables	Total
071	Department of Health	\$ 191,482	\$ 38,521	\$ 230,003
081	Department of Education	120,814	15,793	136,607
025	Hacienda (entidad interna - fines de contabilidad)	60,451	17,884	78,335
045	Department of Public Security	36,923	26,497	63,420
049	Department of Transportation and Public Works	46,108	60	46,168
050	Department of Natural and Environmental Resources	37,332	8	37,340
123	Families and Children Administration	30,559	54	30,613
271	Office of Information Technology and Communications	29,657	0	29,657
024	Department of the Treasury	20,256	485	20,741
137	Department of Correction and Rehabilitation	18,551	13	18,563
329	Socio-Economic Development Office	5,867	11,153	17,020
078	Department of Housing	14,753	10	14,763
127	Administration for Socioeconomic Development of the Family	13,098	-	13,098
067	Department of Labor and Human Resources	11,225	33	11,258
095	Mental Health and Addiction Services Administration	11,127	33	11,161
031	General Services Administration	10,277	35	10,312
038	Department of Justice	8,197	894	9,091
014	Environmental Quality Board	7,788	315	8,103
122	Department of the Family	7,236	1	7,236
241	Administration for Integral Development of Childhood	6,829	-	6,829
043	Puerto Rico National Guard	6,066	34	6,101
311	Gaming Commission	5,464	-	5,464
120	Veterans Advocate Office	5,116	-	5,116
021	Emergency Management and Disaster Administration Agency	4,322	-	4,322
055	Department of Agriculture	4,202	-	4,202
010	General Court of Justice	3,766	-	3,766
126	Vocational Rehabilitation Administration	3,745	-	3,745
087	Department of Sports and Recreation	3,504	76	3,580
124	Child Support Administration	3,468	1	3,469
028	Commonwealth Election Commission	3,290	-	3,290
018	Planning Board	3,120	-	3,120
133	Natural Resources Administration	1,877	-	1,877
016	Office of Management and Budget	1,194	2	1,196
189	Institute of Forensic Sciences	1,174	-	1,174
040	Puerto Rico Police	1,031	-	1,031

Puerto Rico Department of Treasury | Hacienda

Schedule A: Central Government - Live Web Portal AP by Payee Type (a) (b)

All Agencies

(figures in \$000s)

Continues and Continued...

ID	Agency Name	3rd Party Payables	Intergovernmental Payables	Total
096	Women's Advocate Office	856	-	856
155	State Historic Preservation Office	850	4	854
105	Industrial Commission	824	2	825
220	Correctional Health	782	-	782
026	Special Appropriations for the Central Government Retireme	621	-	621
152	Elderly and Retired People Advocate Office	499	0	499
242	PPD Central Committee	427	-	427
075	Office of the Financial Institutions Commissioner	342	81	423
023	Department of State	410	10	420
015	Office of the Governor	349	10	360
022	Office of the Commissioner of Insurance	344	-	344
298	Public Service Regulatory Board	207	-	207
244	PIP Central Committee	148	-	148
243	PNP Central Committee	121	-	121
069	Department of Consumer Affairs	118	3	120
226	Joint Special Counsel on Legislative Donations	114	-	114
266	Office of Public Security Affairs	48	65	113
062	Cooperative Development Commission	108	-	108
272	Office of the Inspector General of the Government of Puerto	-	95	95
060	Citizen's Advocate Office (Ombudsman)	73	0	73
042	Firefighters Corps	64	-	64
030	Office of Administration and Transformation of HR in the Gov	52	2	54
153	Advocacy for Persons with Disabilities of the Commonwealth	50	0	50
139	Parole Board	23	-	23
037	Civil Rights Commission	17	-	17
068	Labor Relations Board	14	-	14
279	Public Service Appeals Commission	12	-	12
281	Office of the Electoral Comptroller	10	-	10
065	Public Services Commission	8	-	8
	Other	11	-	11
Total		\$ 747,374	\$ 112,173	859,547

Footnotes:

- (a) Data presented above represents the Central Government live AP Web Portal repository of third party and intergovernmental invoices by agency, implemented for FY2019. The full transition to managing central government payables through the web portal is not yet complete and therefore the table above may not represent all Central Government AP. Ongoing efforts with the largest agencies to implement the appropriate processes and controls needed to fully transition to the web portal and realize improvements in reporting and efficiency continue as of the date of this report.
- (b) On a go-forward basis, vendors submit invoices for approval through the live AP Web Portal where they are logged electronically, matched with the appropriate purchase order or other relevant documentation, and approved / vouchered at the agency level through the online interface.

Puerto Rico Department of Treasury | Hacienda

Schedule B: Central Government - Live Web Portal AP Aging (a) (b)

All Agencies

(figures in \$000s)

Continues and Continued...

ID	Agency Name	0 - 30	31 - 60	61 - 90	Over 90 days	Total
071	Department of Health	\$ 21,542	\$ 18,426	\$ 12,901	\$ 177,134	\$ 230,003
081	Department of Education	41,649	18,904	15,723	60,331	136,607
025	Hacienda (entidad interna - fines de contabilidad)	37,149	1,244	590	39,352	78,335
045	Department of Public Security	32,787	1,089	584	28,960	63,420
049	Department of Transportation and Public Works	8,797	14,759	6,591	16,021	46,168
050	Department of Natural and Environmental Resources	3,876	1,446	1,635	30,382	37,340
123	Families and Children Administration	3,383	1,748	1,319	24,163	30,613
271	Office of Information Technology and Communications	726	2,326	215	26,390	29,657
024	Department of the Treasury	18,551	1,577	61	552	20,741
137	Department of Correction and Rehabilitation	6,801	3,620	545	7,597	18,563
329	Socio-Economic Development Office	4,550	38	22	12,410	17,020
078	Department of Housing	1,405	809	375	12,174	14,763
127	Administration for Socioeconomic Development of the Famil	1,404	626	613	10,454	13,098
067	Department of Labor and Human Resources	1,767	2,760	1,191	5,540	11,258
095	Mental Health and Addiction Services Administration	3,463	1,293	437	5,967	11,161
031	General Services Administration	605	568	367	8,772	10,312
038	Department of Justice	2,864	473	1,087	4,667	9,091
014	Environmental Quality Board	590	364	122	7,028	8,103
122	Department of the Family	1,119	977	707	4,433	7,236
241	Administration for Integral Development of Childhood	2,154	1,146	967	2,561	6,829
043	Puerto Rico National Guard	841	800	2,972	1,488	6,101
311	Gaming Comission	1,999	1,622	32	1,811	5,464
120	Veterans Advocate Office	889	211	78	3,939	5,116
021	Emergency Management and Disaster Administration Agency	-	-	-	4,322	4,322
055	Department of Agriculture	44	1,258	879	2,021	4,202
010	General Court of Justice	55	26	126	3,560	3,766
126	Vocational Rehabilitation Administration	1,427	885	186	1,248	3,745
087	Department of Sports and Recreation	594	1,621	534	831	3,580
124	Child Support Administration	777	212	406	2,074	3,469
028	Commonwealth Election Commission	272	135	71	2,811	3,290
018	Planning Board	273	687	685	1,474	3,120
133	Natural Resources Administration	-	-	-	1,877	1,877
016	Office of Management and Budget	381	488	142	184	1,196
189	Institute of Forensic Sciences	-	-	-	1,174	1,174
040	Puerto Rico Police	-	-	-	1,031	1,031

Puerto Rico Department of Treasury | Hacienda

Schedule B: Central Government - Live Web Portal AP Aging (a) (b)

All Agencies

(figures in \$000s)

Continues and Continued...

ID	Agency Name	0 - 30	31 - 60	61 - 90	Over 90 days	Total
096	Women's Advocate Office	352	80	47	377	856
155	State Historic Preservation Office	293	316	97	148	854
105	Industrial Commission	115	33	25	652	825
220	Correctional Health	0	-	-	782	782
026	Special Appropriations for the Central Government Retireme	2	2	2	615	621
152	Elderly and Retired People Advocate Office	211	95	8	186	499
242	PPD Central Committee	-	-	-	427	427
075	Office of the Financial Institutions Commissioner	408	13	1	-	423
023	Department of State	246	72	28	74	420
015	Office of the Governor	145	74	114	26	360
022	Office of the Commissioner of Insurance	137	46	60	101	344
298	Public Service Regulatory Board	105	21	18	63	207
244	PIP Central Committee	-	-	-	148	148
243	PNP Central Committee	-	-	-	121	121
069	Department of Consumer Affairs	16	10	-	94	120
226	Joint Special Counsel on Legislative Donations	1	0	3	110	114
266	Office of Public Security Affairs	11	17	14	71	113
062	Cooperative Development Commission	21	11	11	66	108
272	Office of the Inspector General of the Government of Puerto	-	-	-	95	95
060	Citizen's Advocate Office (Ombudsman)	26	4	-	43	73
042	Firefighters Corps	-	-	-	64	64
030	Office of Administration and Transformation of HR in the Gov	25	18	1	11	54
153	Advocacy for Persons with Disabilities of the Commonwealth	4	4	9	32	50
139	Parole Board	4	3	3	13	23
037	Civil Rights Commission	13	1	1	2	17
068	Labor Relations Board	14	-	-	-	14
279	Public Service Appeals Commission	6	6	0	1	12
281	Office of the Electoral Comptroller	6	-	-	3	10
065	Public Services Commission	1	-	-	6	8
	Other	5	1	-	5	11
Total		\$ 204,901	\$ 82,966	\$ 52,608	\$ 519,071	\$ 859,547

Footnotes:

(a) Data presented above represents the Central Government live AP Web Portal repository of third party and intergovernmental invoices by agency, implemented for FY2019. The full transition to managing central government payables through the web portal is not yet complete and therefore the table above may not represent all Central Government AP. Ongoing efforts with the largest agencies to implement the appropriate processes and controls needed to fully transition to the web portal and realize improvements in reporting and efficiency continue as of the date of this report.

(b) On a go-forward basis, vendors submit invoices for approval through the live AP Web Portal where they are logged electronically, matched with the appropriate purchase order or other relevant documentation, and approved / vouchered at the agency level through the online interface.