



UPR
Universidad de Puerto Rico
Tu Universidad



University of Puerto Rico (UPR)

LIQUIDITY REPORT FOR THE MONTH OF OCTOBER 2019

DISCLAIMER

This presentation was prepared and is being published by the Puerto Rico Fiscal Agency and Financial Advisory Authority (“AAFAF”) as part of its ongoing evaluation of financial matters of the Government of Puerto Rico, its public corporations and instrumentalities (collectively, the “Government”). Government creditors and other third parties should not rely on the information included in this presentation to purchase or sell any security or make any investment decision regarding securities issued by the Government. The amounts shown on this presentation are based on information obtained by AAFAF from governmental instrumentalities and financial institutions as of the dates indicated. AAFAF has not validated all of the information received and, as a result, cannot and does not assume any responsibility for the accuracy of such information. As additional information becomes available, there could be material changes to the information contained herein.

This presentation contains certain “forward-looking” statements and information (including the liquidity projections set forth herein). These forward-looking statements are not guarantees of future performance and involve certain risks, uncertainties, estimates, expectations and assumptions by AAFAF and the Government that are difficult to predict, inherently uncertain and some of which are beyond the control of AAFAF and the Government. Information that subsequently becomes available may have a material impact on the liquidity projections set forth herein.

Certain amounts shown in this presentation are for specific periods or as of specific dates. Cash flows and account balances are expected to change, potentially materially, on a day to day basis based on, among other things, the receipts and disbursements of funds by the Government, which can be affected by a number of factors, including judicial determinations.

Any statement as to the restricted or unrestricted nature of any amounts is preliminary and subject to further analysis.

The amounts shown in this presentation (including those related to the cash receipts, disbursements, accounts receivable, accounts payable and account balances) have not been confirmed through an audit conducted in accordance with generally accepted auditing standards, an examination of internal controls or other attestation or review services in accordance with standards established by the American Institute of Certified Public Accountants or any other organization. Accordingly, none of AAFAF, the Government, and each of their respective officers, directors, employees, agents, attorneys, advisors, members, partners or affiliates (collectively, with AAFAF and the Government, the “Parties”) express an opinion or any other form of assurance on the financial or other information contained in this presentation.

The Parties make no representation or warranty, express or implied, to any third party with respect to the information contained in this presentation, and all Parties expressly disclaim any such representations or warranties.

The Parties do not owe or accept any duty or responsibility to any reader or recipient of this presentation, whether in contract or tort, and shall not be liable for or in respect of any loss, damage (including without limitation consequential damages or lost profits) or expense of whatsoever nature of such third party that may be caused by, or alleged to be caused by, the use of this presentation or that is otherwise consequent upon the gaining of access to this document by such third party.

This presentation may contain capitalized terms that are not defined herein, or may contain terms that are discussed in other documents or that are commonly understood. You should make no assumptions about the meaning of capitalized terms that are not defined, and you should consult with AAFAF should clarification be required.

The Parties do not undertake any duty to update the information contained in this presentation.

By receiving this document, the recipient shall be deemed to have acknowledged and agreed to the terms and limitations described in these disclaimers.

GLOSSARY

AAFAF	Puerto Rico Fiscal Agency and Financial Advisory Authority.
A/P	Accounts payable.
A/R	Accounts receivable.
CapEx	Capital expenditures.
CM	Conway MacKenzie, Inc.
Component Unit (CU)	Public corporation of the Commonwealth of Puerto Rico.
Contracted Professor	Contracted professors where contracts will not exceed four (4) years
Disaster-Related Disbursements	Expenditures related to the damages caused from hurricanes Irma and Maria.
Disaster-Related Receipts	Federal emergency funds, insurance related to hurricanes Irma and Maria.
DPO (Intergovernmental)	Days Payable Outstanding [Intergovernmental Payables divided by trailing 12 months PayGo Charges plus Facilities/Rent Payments multiplied by 365].
DPO (Third Party)	Days Payable Outstanding [Third Party Payables divided by trailing 12 months Operating Disbursements, not including Payroll Costs, PayGo, Christmas Bonus, or Facilities/Rent Payments multiplied by 365].
DSO (Intergovernmental)	Days Sales Outstanding [Intergovernmental Receivables divided by trailing 12 months Intergovernmental Receipts multiplied by 365].
DSO (Third Party)	Days Sales Outstanding [Third Party Receivables divided by trailing 12 months Third Party Receipts multiplied by 365].
DTPR, Hacienda	Puerto Rico Department of Treasury.
FEMA	Federal Emergency Management Agency coordinates the federal government's role in preparing for, preventing, mitigating the effects of, responding to, and recovering from all domestic disasters, whether natural or man-made, including acts of terror.
FOMB	Financial Oversight and Management Board of Puerto Rico.
General Fund	The Commonwealth's principal operating fund.
Intergovernmental Receipts	General fund appropriations to and funds transferred between public corporations and municipalities.
Liquidity Plan (LP)	UPR Liquidity Plan (The Liquidity Plan) is the translation of the Fiscal Year 2020 UPR Budget into a cash flow forecast, updated adjusted for seasonality of cash receipts and disbursements.
OCFO	The office of the Chief Financial Officer of Puerto Rico.
Operating Disbursements	Includes payroll and related costs, material and supplies, purchased services, professional services, donations, subsidies, transportation expenses, media ads, and other operating payments.
Operating Receipts	Revenues collected from operations.
Part-time Appointees	Fixed-term appointments granted to cover a position, or an unregulated position that entails the provision of services through an irregular schedule, depending on their classification as teaching staff or non-teaching staff. The permanence to the employees of the University of Puerto Rico is guaranteed.
Permanent Appointees	Appointments granted to cover a position, or regular position approved in the budget, after the incumbent has satisfactorily complied the period of probationary work.
Probationary Appointees	Appointments initially granted to cover a position, or a position approved in the budget for a fixed duration in accordance with the provisions of the General Rules of UPR. During the appointment period, the appointee will be subjected to evaluation to determine, if at the end of the probationary period, he/she will be retained for a permanent appointment.
PROMESA	The Puerto Rico Oversight, Management, and Economic Stability Act (PROMESA) is a 2016 US federal law that established an oversight board, a process for restructuring debt, and expedited procedures for approving critical infrastructure projects in order to combat the Puerto Rican government-debt crisis.

Special Appointees	Appointments granted to cover a position, or position paid with funds of extra university origin, whose recurrence is not guaranteed. The University authorities may consider the experience acquired by employees with this type of appointment, if they happen to occupy regular positions.
Substitute Appointees	Appointments granted to university staff for a period not greater than twelve (12) months, to provisionally cover a position or regular position approved in the budget, while the incumbent in ownership thereof is in use of the license. This appointment must not be the prelude to a probationary or permanent appointment, unless this is achieved through the regular procedure that establishes the General Rules of UPR.
Temporary Appointees	Appointments granted to cover a non-regular position or positions, which get approved for a fixed period no longer than twelve (12) months to meet the needs of special services, such as unforeseen and occasional increases in the volume of the work.
Trust Position	Appointments that extend to university personnel denominated of trust in Chapter VIII, Article 71 of the General Rules of UPR. The positions of trust will be of free selection and removal in regard to the positions or posts thus classified; but will retain the rights acquired by virtue of some previous regular appointment in the System.
UPR	University of Puerto Rico, a public corporation and a component unit of the Commonwealth of Puerto Rico. UPR consists of 11 campuses: Medical Sciences, Aguadilla, Arecibo, Bayamón, Carolina, Cayey, Humacao, Mayagüez, Ponce, Río Piedras, and Utuado.

INTRODUCTION

AAFAF has been compiling financial information from selected public corporations of the Commonwealth of Puerto Rico that are component units (“CU”) for financial reporting purposes, as part of AAFAF’s evaluation of the liquidity of the Government of Puerto Rico and its public corporations.

This report is for the month of October 2019 of FY20, and presents information with respect to the University of Puerto Rico (UPR). UPR prepared its Fiscal Year 2020 (“FY20”) Liquidity Plan in November of 2019, using the FOMB certified budget as the baseline for liquidity planning. For FY20, a forecast is provided that takes into consideration timing and seasonality of cash inflows and outflows, based on conversations with UPR finance and accounting management, and based on observations for historical FY18 and FY19 actual cash flow data.

The forecast contains projections of cash receipts (which include revenues collected from operations; intergovernmental receipts – general fund appropriations and other transfers from Central Government and public corporations; disaster relief receipts – federal funds, insurance proceeds related to Hurricanes Irma and Maria, and other federal funds), and cash disbursements (which include operating payments – e.g. payroll and related costs, purchased services, professional services, transportation expenses, disaster relief disbursements – e.g. expenditures related to the damages caused from Hurricanes Irma and Maria), and CapEx. This cash flow information is included in section “A” of this report.

UPR is also expected to report monthly headcount figures in order to monitor changes in staff levels and their actual and projected effects on payroll costs. This information is presented in the document under section “B”.

A full year FY20 Sources and Uses of Funds is provided to allow readers to bridge the beginning cash balance as of July 1, 2019 and forecasted ending cash at June 30, 2020. This information is presented in the document under section “C”.

This report also contains pertinent working capital information for UPR. Where available, UPR has provided information on Accounts Payable and Accounts Receivable. Figures are unaudited and subject to change. This information is presented in the document under section “D”.

The report contains three Appendix items. The first Appendix is the cash flow template ‘Actual vs Liquidity Plan’ for the month of October 2019 of FY20 figures and variances. The second Appendix is the headcount detail, which is based on information provided by UPR management. The third of these Appendix items is a cash reconciliation. A bridge is provided between the actual cash data provided by UPR as of October 31, 2019 and the October 2019 AAFAF reported figures represented in the “Summary of Bank Account Balances for the Government of Puerto Rico and its Instrumentalities”.

TABLE OF CONTENTS

Executive Summary	7
University of Puerto Rico (“UPR”) Liquidity Report	8-9
Appendix A: Cash Flow template: Actual vs Liquidity Plan	10
Appendix B: Headcount Summary	11-13
Appendix C: Reconciliation between UPR reported figures and Bank Account Balances Report	14

EXECUTIVE SUMMARY – OPERATING LIQUIDITY AS OF OCTOBER 2019

COMPONENT UNIT	HIGHLIGHTS	FY20 BEGINNING BALANCE	10/31/19 ACTUAL ENDING BALANCE	FY20 FORECAST YEAR-END BALANCE
University of Puerto Rico (UPR)	Through October-2019, UPR generated negative net cash flow of \$5.3M (after debt service) and ended the month with a cash balance of \$308.0M. The forecasted decrease in cash for the end of the year is mostly due to incremental pension expenses for which there is no identified revenue source.	313.3	308.0	228.5

I. UNIVERSITY OF PUERTO RICO (“UPR”)

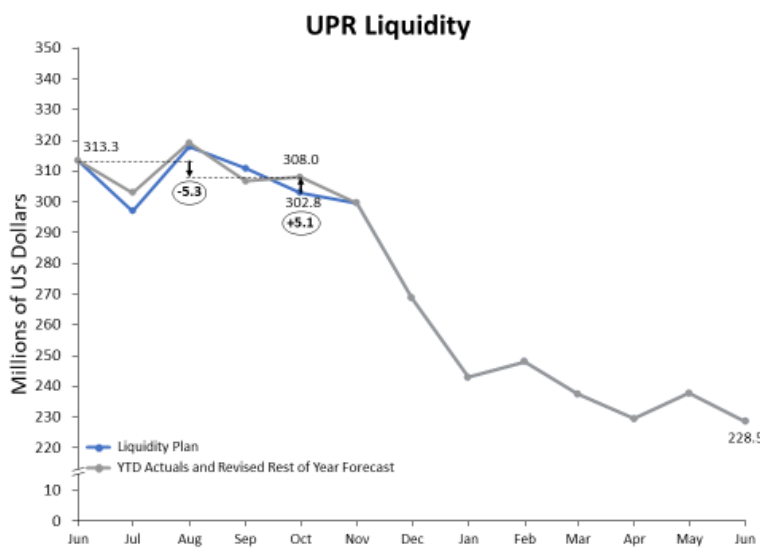
Primary Business Activity: UPR is a state-supported university system created by the Law No. 1 of January 20, 1966, “Law of the University of Puerto Rico” (“Act No. 1”), as amended. UPR is responsible for serving the people of Puerto Rico to contribute to the development and enjoyment of the fundamental, ethical, and aesthetic values of Puerto Rican culture by providing high-quality education and creating new knowledge through research and exploration of the Arts, Sciences, and Technology.

Key Takeaways: Through October-19, UPR generated negative \$5.3M in net cash flow and ended the month of October with a cash balance of \$308.0M. In addition, UPR has a positive net cash flow variance after debt service of \$5.1M compared to forecast driven by lower than projected tuition and federal fund receipts and higher than expected outflows in vendor disbursements. Partially offset by positive variance in payroll & pensions, capex expenditures and scholarship and donations.

A. FY20 Operating Liquidity – Actuals¹ and FY20 Liquidity Plan

1. \$5.1M FY20 actuals vs. Liquidity Plan YTD actuals:

- (\$23.1M) timing variance in operating receipts, mostly due to lower than expected funds for Tuition driven by deferred collections by the University that are expected to be received by the end of December 2019.
- (\$11.1M) timing variance in federal fund receipts mostly to due to seasonality that will be probably reverse in the next months.
- (\$24.2M) higher than projected vendor disbursements driven by disbursements into prior year supplier payables.
- \$25.8M lower than projected payroll and pensions disbursements. \$11.6M relates to payroll, and \$13.9 relates to pension disbursements. Both are timing related and are expected to reverse in FY20.
- \$23.0M lower than projected scholarship and donations driven by deferred disbursements in line with Tuition collections and is expected to reverse by the end of December 2019.
- \$13.5M lower than projected disbursements in capex expenditures driven by a timing variance in projects being initiated.
- \$1.2M manly due to lower PREPA payments partially offset by debt service payments, both are timing related.



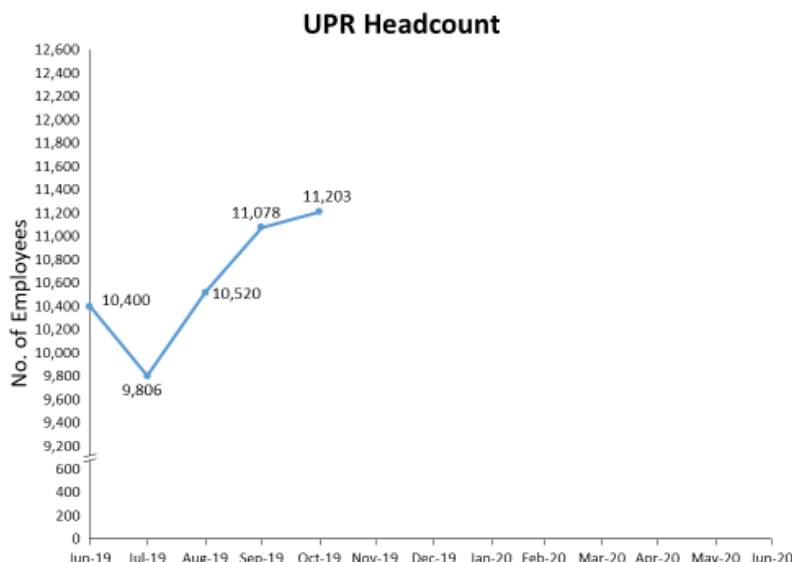
B. Headcount / Payroll

1. Headcount FTEs: Increased from 10,400 to 11,203 (or 803) from Jun-19 to Oct-19. Increase in headcounts are due to normal seasonality.

- By campus: Increase in headcount is primarily due to increases at the Rio Piedras (+359), Ponce (+100), Humacao (+86) and Aguadilla (+81).

By category: Increase in headcount is primarily due to increases in part-time (+367), temporary (+317), and contracted teachers (+202), partially offset by decreases in permanent (-57), and probationary (-51).

2. Payroll: Disbursements for Oct-19 were \$59.9M, lower than forecast driven by timing variances in payroll and pension disbursements.



¹ Appendix includes reconciliation between AAFAF reported cash figures and the figures in this report.

I. UNIVERSITY OF PUERTO RICO (“UPR”) (Continued)

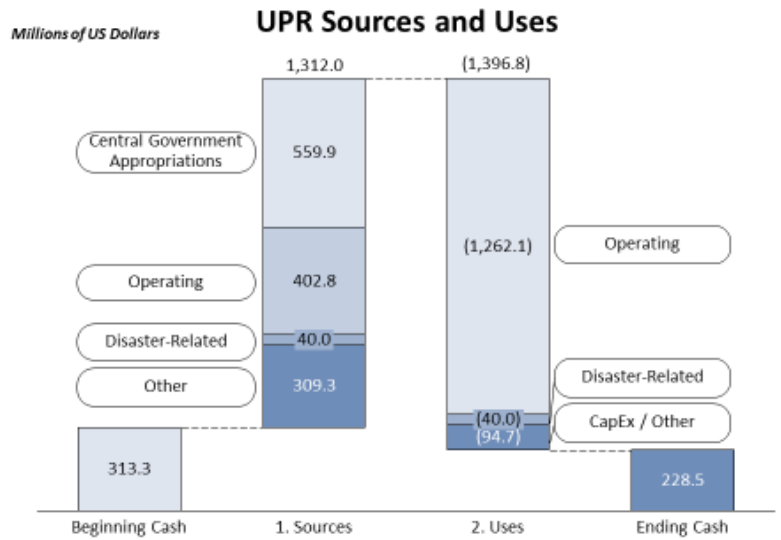
C. Full Year FY20 Sources and Uses of Funds

1. Sources \$1,311.9M:

- a. \$559.9M in General Fund appropriations from the central government.
- b. Operating receipts total \$402.8M, comprised of \$179.4M in tuition receipts, \$158.0M in campus-generated inflows, \$65.3M in slot machine revenues remitted to UPR from Tourism.
- c. Disaster-related receipts of \$40.0M are a result of anticipated funding from FEMA. Inflows are completely offset by \$40.0M in projected outflows.
- d. Federal funds received for federally supported UPR projects and programs total \$309.8M.

2. Uses (\$1,396.8M):

- a. Total operating disbursement (\$1,262.1M), driven by gross payroll and pension disbursements of (\$796.0M), scholarships and donations of (\$230.7M), vendor payments to PREPA (\$35.3M), and all other vendor payments (\$200.0M).
- b. Projected pass-through outflows of FEMA funds (\$40.0M), total capital expenditures and total debt service of (\$94.7M) (\$46.5M, \$48.2M, respectively).



Note: Beginning and ending cash as presented in Section A.

D. Accounts Receivable / Accounts Payable²

1. Accounts Receivable:

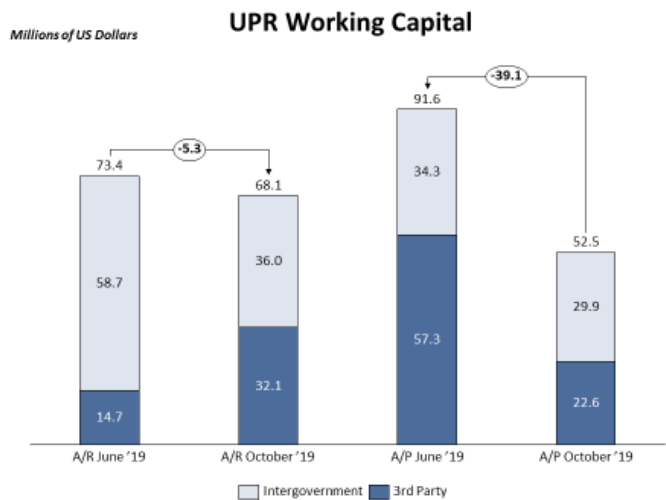
- a. (\$5.3M) decrease from Jun-19 to Oct-19, driven by a \$22.2M collections in intergovernmental receivables, specifically from Federal Government and Commonwealth of Puerto Rico accounts which represent accrued appropriations for project funding. Variance is partially offset by \$18.8M increase in Tuition and other fees.

2. Accounts Payable:

- a. (\$39.1M) decrease from Jun-19 to Oct-19 primarily driven by \$34.7M pay-down in supplier payables. Decrease is partially offset by a \$6.7M increase in unearned revenue driven by Tuition.

3. Working Capital:

- a. The change in net working capital through Oct-19 was a \$33.8M use of cash due to the above changes.



² Figures are unaudited and subject to change.

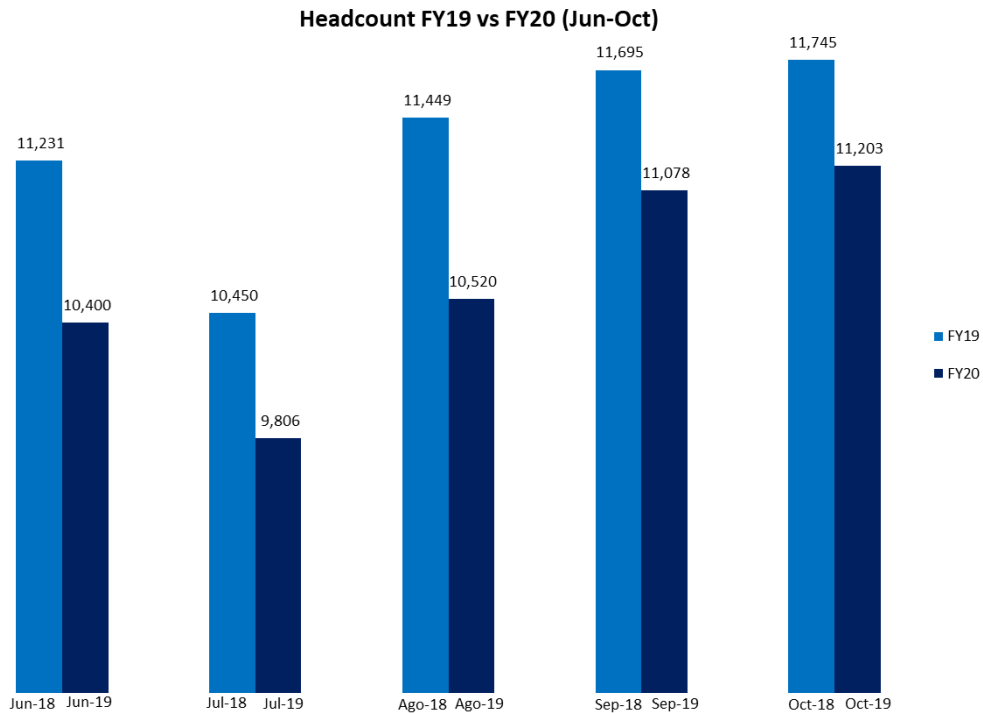
APPENDIX A: CASH FLOW TEMPLATE: ACTUAL vs LP

(figures in \$000's)	Actual Oct-19	LP Oct-19	Variance Oct-19	Actual YTD	LP YTD	Variance YTD
Central Government Appropriations:						
Subtotal: Formula Appropriation & Joint Resolutions	\$ 43,031	\$ 43,154	\$ (123)	\$ 172,126	\$ 172,616	\$ (490)
Subtotal: Other Appropriations	2,458	2,458	(0)	9,833	9,833	(0)
Total Central Government Appropriations	\$ 45,490	\$ 45,612	\$ (123)	\$ 181,959	\$ 182,449	\$ (490)
Operating Receipts:						
PR Slot Machine Receipts (Law 36)	\$ 5,249	\$ 5,444	\$ (195)	\$ 21,819	\$ 21,777	\$ 42
Tuition	10,271	25,016	(14,745)	70,772	90,864	(20,092)
Law 44 Scholarships	468	-	468	1,176	-	1,176
Campus-generated inflows & Other Receipts	16,857	18,976	(2,119)	52,142	56,348	(4,206)
Total Operating Receipts	\$ 32,846	\$ 49,437	\$ (16,591)	\$ 145,909	\$ 168,990	\$ (23,081)
Other Receipts:						
Total Federal Fund Receipts	\$ 28,029	\$ 17,399	\$ 10,630	\$ 103,001	\$ 114,060	\$ (11,058)
Total Other Receipts	\$ 28,029	\$ 17,399	\$ 10,630	\$ 103,001	\$ 114,060	\$ (11,058)
Disaster Relief Receipts:						
Insurance Proceeds	\$ 27	\$ -	\$ 27	\$ 124	\$ -	\$ 124
FEMA Receipts	-	-	-	-	-	-
Other Federal Programs	-	-	-	-	-	-
Total Disaster Relief Receipts	\$ 27	\$ -	\$ 27	\$ 124	\$ -	\$ 124
Total Receipts	\$ 106,391	\$ 112,448	\$ (6,056)	\$ 430,993	\$ 465,498	\$ (34,505)
Operating Disbursements:						
Payroll and Related Costs	(45,236)	(50,050)	4,815	(175,680)	(187,281)	11,601
Medical Plan	(4,415)	(5,002)	587	(19,738)	(20,008)	270
Pensions	(10,226)	(13,408)	3,183	(39,726)	(53,633)	13,907
Total Payroll & Pensions	\$ (59,877)	\$ (68,461)	\$ 8,584	\$ (235,145)	\$ (260,923)	\$ 25,778
Scholarships and Donations	\$ (11,465)	\$ (24,386)	12,922	\$ (82,002)	\$ (105,019)	23,017
Vendor Disbursements - PREPA	(3,093)	(2,944)	(149)	(9,790)	(11,778)	1,987
Vendor Disbursements - All Other	(25,674)	(16,670)	(9,004)	(90,868)	(66,680)	(24,188)
Total Operating Disbursements	\$ (40,232)	\$ (44,001)	\$ 3,769	\$ (182,660)	\$ (183,477)	\$ 816
Disaster Relief Disbursements						
FEMA Supported Projects	\$ -	\$ -	\$ -	\$ -	\$ -	\$ -
Other Federally Supported Projects	-	-	-	-	-	-
Insurance Supported Projects	-	-	-	-	-	-
Total Disaster-related Disbursements	\$ -	\$ -	\$ -	\$ -	\$ -	\$ -
Total Capital Expenditures & Equipment	\$ (790)	\$ (3,871)	\$ 3,080	\$ (2,029)	\$ (15,483)	\$ 13,454
Total Disbursements (before Debt Service)	\$ (100,899)	\$ (116,332)	\$ 15,433	\$ (419,834)	\$ (459,882)	\$ 40,048
Net Cash Flow (before Debt Service)	\$ 5,493	\$ (3,884)	\$ 9,377	\$ 11,159	\$ 5,616	\$ 5,543
Beginning Cash Balance	\$ 318,959	\$ 322,793	\$ (3,834)	\$ 313,292	\$ 313,292	\$ (0)
Net Cash Flow (before debt service)	5,493	(3,884)	9,377	11,159	5,616	5,543
Ending Bank Cash Balance (before Debt Service)	\$ 324,451	\$ 318,909	\$ 5,543	\$ 324,451	\$ 318,909	\$ 5,543
Debt-Related Disbursements:						
Debt Payments	\$ (4,125)	\$ (4,021)	\$ (104)	\$ (16,500)	\$ (16,084)	\$ (416)
Interest	-	-	-	-	-	-
Total Debt Related Disbursements	\$ (4,125)	\$ (4,021)	\$ (104)	\$ (16,500)	\$ (16,084)	\$ (416)
Total Disbursements	\$ (105,024)	\$ (120,353)	\$ 15,329	\$ (436,334)	\$ (475,966)	\$ 39,632
Net Cash Flow (After Debt Service)	\$ 1,368	\$ (7,905)	\$ 9,273	\$ (5,341)	\$ (10,468)	\$ 5,127
Beginning Cash Balance (after Debt Service)	\$ 306,583	\$ 322,793	\$ (16,210)	\$ 313,292	\$ 313,292	\$ (0)
Total Net Cash Flow	1,368	(7,905)	9,273	(5,341)	(10,468)	5,127
Ending Bank Cash Balance (after Debt Service)	\$ 307,951	\$ 314,888	\$ (6,937)	\$ 307,951	\$ 302,825	\$ 5,126

APPENDIX B: HEADCOUNT SUMMARY FOR UPR BY DEPARTMENT, CAMPUS AND CATEGORY

	Jun-19	Jul-19	Aug-19	Sep-19	Oct-19	Nov-19	Dec-19	Jan-20	Feb-20	Mar-20	Apr-20	May-20	Jun-20
Breakdown by employee category													
Permanent	5,986	5,853	5,827	5,810	5,796								
Special	1,664	1,823	1,777	1,793	1,809								
Trust	841	821	837	843	845								
Part-time	629	294	557	920	996								
Contracted Teachers	242	82	329	421	444								
Probationary	379	335	334	328	322								
Temporary	196	199	422	500	513								
Substitute	208	162	169	175	174								
All other	255	237	268	288	304								
Total	10,400	9,806	10,520	11,078	11,203								

	Jun-19	Jul-19	Aug-19	Sep-19	Oct-19	Nov-19	Dec-19	Jan-20	Feb-20	Mar-20	Apr-20	May-20	Jun-20
Breakdown by Depart. and Campus													
Junta de Gobierno	70	67	72	73	73								
Administracion Central	303	290	289	284	289								
Universitario de Rio Piedras	2,275	2,104	2,312	2,558	2,634								
Universitario Mayaguez	2,400	2,348	2,399	2,435	2,447								
Ciencias Medicas	2,423	2,347	2,377	2,398	2,410								
Cayey	433	395	438	456	463								
Humacao	493	462	520	562	579								
Aguadilla	280	269	322	361	361								
Utua	190	176	202	205	202								
Carolina	395	314	302	397	396								
Arecibo	435	392	452	483	478								
Ponce	309	284	390	408	409								
Bayamon	394	358	445	458	462								
Total	10,400	9,806	10,520	11,078	11,203								



APPENDIX B: HEADCOUNT SUMMARY FOR UPR BY DEPARTMENT, CAMPUS AND CATEGORY (Continues)

Junta de Gobierno	Jun-19	Jul-19	Aug-19	Sep-19	Oct-19	Nov-19	Dec-19	Jan-20	Feb-20	Mar-20	Apr-20	May-20	Jun-20
Trust	10	9	10	11	11								
Temporary	3	3	3	3	3								
Especial	5	5	8	8	8								
Permanent	45	43	43	44	44								
Probationary	2	2	2	1	1								
Substitute	5	5	5	5	5								
All Other	-	-	1	1	1								
Junta de Gobierno	70	67	72	73	73								

Administracion Central	Jun-19	Jul-19	Aug-19	Sep-19	Oct-19	Nov-19	Dec-19	Jan-20	Feb-20	Mar-20	Apr-20	May-20	Jun-20
Trust	55	52	51	52	54								
Contracted Teachers	4	4	3	3	3								
Especial	43	42	41	38	36								
Permanent	173	168	170	167	171								
Probationary	5	5	4	4	4								
Substitute	4	3	3	3	3								
Part-time	10	6	6	6	6								
Temporary	5	5	5	5	5								
All Other	4	-	-	-	-								
Administracion Central	303	290	289	284	289								

Universitario de Rio Piedras	Jun-19	Jul-19	Aug-19	Sep-19	Oct-19	Nov-19	Dec-19	Jan-20	Feb-20	Mar-20	Apr-20	May-20	Jun-20
Trust	156	152	158	156	159								
Contracted Teachers	86	33	21	33	50								
Especial	59	61	66	74	85								
Permanent	1,600	1,546	1,542	1,538	1,535								
Probationary	73	61	60	60	59								
Substitute	123	90	91	94	96								
Part-time	63	30	124	291	321								
Temporary	104	122	236	290	301								
All Other	11	-	-	-	-								
Universitario de Rio Piedras	2,275	2,104	2,312	2,558	2,634								

Universitario Mayaguez	Jun-19	Jul-19	Aug-19	Sep-19	Oct-19	Nov-19	Dec-19	Jan-20	Feb-20	Mar-20	Apr-20	May-20	Jun-20
Trust	118	114	115	117	117								
Contracted Teachers	1	1	4	7	9								
Especial	368	490	434	428	425								
Permanent	1,585	1,577	1,567	1,558	1,558								
Probationary	77	55	57	57	53								
Substitute	14	12	13	13	11								
Part-time	143	14	79	112	131								
Temporary	4	2	47	57	59								
All Other	90	-	-	-	-								
Universitario Mayaguez	2,400	2,348	2,399	2,435	2,447								

Ciencias Medicas	Jun-19	Jul-19	Aug-19	Sep-19	Oct-19	Nov-19	Dec-19	Jan-20	Feb-20	Mar-20	Apr-20	May-20	Jun-20
All Other	68	68	68	68	72								
All Other	24	23	37	40	44								
Trust	232	229	228	227	225								
Contracted Teachers	30	18	27	31	31								
Especial	1,046	1,038	1,036	1,043	1,048								
Permanent	664	636	638	638	641								
Probationary	104	100	97	95	90								
Substitute	2	2	2	2	1								
Part-time	183	175	181	188	191								
Temporary	26	23	22	22	22								
All Other	44	-	-	-	-								
Ciencias Medicas	2,423	2,347	2,377	2,398	2,410								

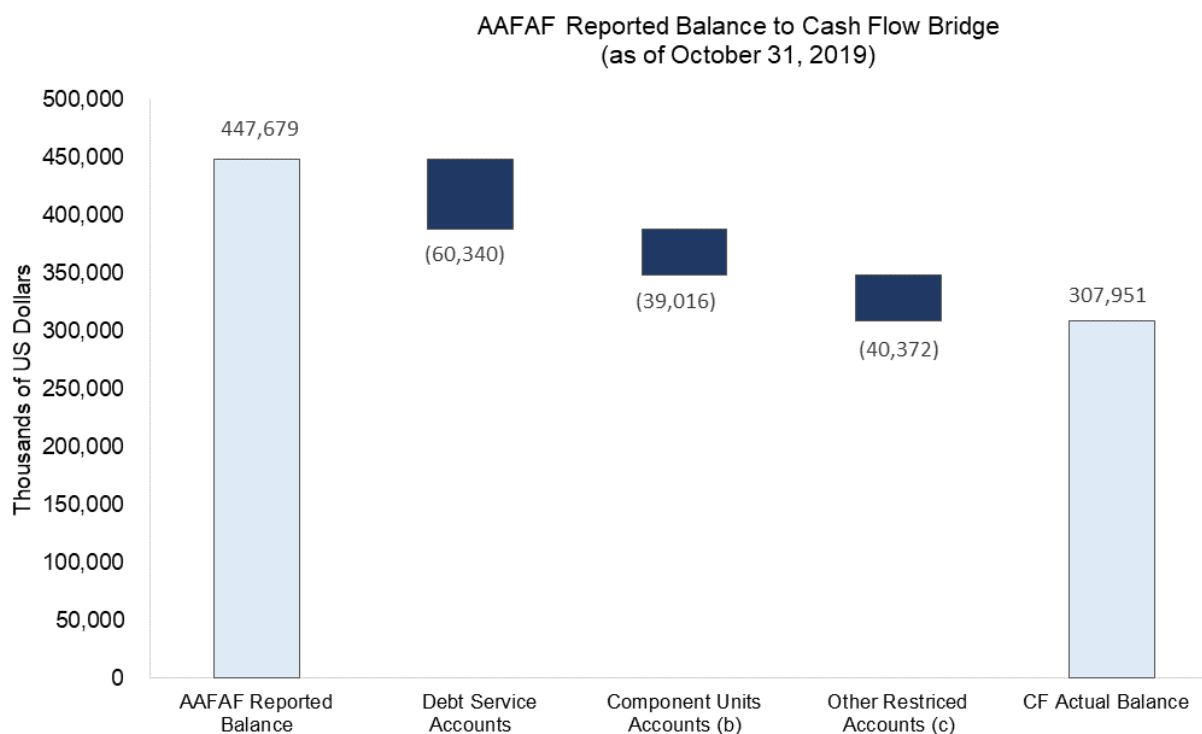
Cayey	Jun-19	Jul-19	Aug-19	Sep-19	Oct-19	Nov-19	Dec-19	Jan-20	Feb-20	Mar-20	Apr-20	May-20	Jun-20
Trust	37	35	36	35	38								
Contracted Teachers	18	5	45	51	51								
Permanent	295	293	292	289	285								
Probationary	23	19	18	20	20								
Substitute	19	18	18	19	19								
Part-time	6	2	3	12	17								
Temporary	4	-	-	1	1								
Especial	27	21	24	26	28								
All Other	4	-	-	-	-								
Cayey	433	395	438	456	463								

APPENDIX B: HEADCOUNT SUMMARY FOR UPR BY DEPARTMENT, CAMPUS AND CATEGORY (Continued)

UPR en Humacao	Jun-19	Jul-19	Aug-19	Sep-19	Oct-19	Nov-19	Dec-19	Jan-20	Feb-20	Mar-20	Apr-20	May-20	Jun-20
Trust	43	42	41	42	40								
Contracted Teachers	42	-	1	2	3								
Especial	2	34	38	38	41								
Permanent	322	318	320	317	317								
Temporary	2	3	19	22	23								
Probationary	33	33	32	33	33								
Substitute	1	-	1	2	2								
Part-time	48	30	65	103	118								
All Other	-	2	3	3	2								
Humacao	493	462	520	562	579								
UPR en Aguadilla	Jun-19	Jul-19	Aug-19	Sep-19	Oct-19	Nov-19	Dec-19	Jan-20	Feb-20	Mar-20	Apr-20	May-20	Jun-20
Trust	27	29	30	30	30								
Permanent	201	191	189	190	189								
Probationary	6	5	6	4	4								
Substitute	19	17	18	20	20								
Part-time	4	4	8	10	12								
Contracted Teachers	6	2	48	81	81								
Especial	13	17	18	20	19								
All Other	4	-	-	-	-								
Aguadilla	280	269	322	361	361								
UPR en Utuado	Jun-19	Jul-19	Aug-19	Sep-19	Oct-19	Nov-19	Dec-19	Jan-20	Feb-20	Mar-20	Apr-20	May-20	Jun-20
Trust	19	18	19	20	19								
Contracted Teachers	4	2	26	27	27								
Especial	3	3	3	3	3								
Permanent	134	133	129	128	128								
Probationary	9	7	7	7	6								
Substitute	2	2	2	2	2								
Part-time	19	11	15	17	16								
Temporary	-	-	1	1	1								
Utuado	190	176	202	205	202								
UPR en Carolina	Jun-19	Jul-19	Aug-19	Sep-19	Oct-19	Nov-19	Dec-19	Jan-20	Feb-20	Mar-20	Apr-20	May-20	Jun-20
Trust	37	37	38	37	38								
Temporary	12	10	10	17	17								
Especial	27	52	38	39	38								
Permanent	206	205	204	203	199								
Probationary	9	8	9	9	10								
Substitute	-	-	-	-	-								
Part-time	102	-	1	90	91								
Contracted Teachers	2	2	2	2	3								
Carolina	395	314	302	397	396								
UPR en Arecibo	Jun-19	Jul-19	Aug-19	Sep-19	Oct-19	Nov-19	Dec-19	Jan-20	Feb-20	Mar-20	Apr-20	May-20	Jun-20
Permanent	292	289	288	286	283								
Trust	34	33	34	38	35								
Contracted Teachers	29	11	56	80	82								
Part-time	33	19	34	40	39								
Substitute	3	4	4	4	4								
Especial	21	16	16	16	17								
Probationary	12	12	11	10	10								
Temporary	8	5	6	6	4								
All Other	3	-	-	-	-								
Arecibo	435	392	452	483	478								
UPR en Ponce	Jun-19	Jul-19	Aug-19	Sep-19	Oct-19	Nov-19	Dec-19	Jan-20	Feb-20	Mar-20	Apr-20	May-20	Jun-20
Trust	35	33	35	36	37								
Permanent	193	197	193	197	195								
Probationary	9	10	11	11	11								
Substitute	15	8	11	10	10								
Temporary	28	26	31	33	34								
All Other	2	-	2	3	3								
Contracted Teachers	20	4	96	104	104								
Especial	7	4	9	12	12								
All Other	2	-	-	-	-								
Ponce	309	284	390	408	409								
UPR en Bayamon	Jun-19	Jul-19	Aug-19	Sep-19	Oct-19	Nov-19	Dec-19	Jan-20	Feb-20	Mar-20	Apr-20	May-20	Jun-20
Trust	38	38	42	42	42								
Permanent	276	257	252	255	251								
Probationary	17	18	20	17	21								
Substitute	1	1	1	1	1								
Part-time	18	3	41	51	54								
Temporary	-	-	42	43	43								
Especial	43	40	46	48	49								
All Other	1	-	-	-	-								
Bayamon	394	358	445	458	462								
Total Headcount	10,400	9,806	10,520	11,078	11,203								

APPENDIX C: RECONCILIATION BETWEEN AAFAF REPORTED FIGURES³ AND THE FIGURES IN THIS REPORT⁴ AS OF OCTOBER 2019

(\$000's)	AAFAF Reported Balance	CF Actual Balance	Variance	Variance due to:	
				Timing	Nonoperational Accounts
University of Puerto Rico ("UPR") (a)	447,679	307,951	139,728		139,728



Notes:

- (a) Funds held in non-operational accounts at UPR include: \$60.3M for debt service obligations, \$39.0M for the UPR Component Units and \$40.3M in other restricted cash accounts.
- (b) Component Units Accounts managed by UPR not included in cash flow reporting: Desarrollos Universitarios, Inc. ("DUI"), Servicios Médicos Universitarios, Inc. ("the Hospital" or "SMU"), University of Puerto Rico Parking System, Inc. ("UPRPS"), Research Center for Molecular Sciences ("CICIM") and Materials Characterization Center, Inc. ("MCC").
- (c) Mainly related to accounts managed by UPR campuses; these funds are restricted and assigned to specific purposes.

³ AAFAF reported figures as per "Summary of Bank Account Balances for the Government of Puerto Rico and its Instrumentalities" report date October 31, 2019.

⁴ This report is prepared based on reported operational cash balances as October 31, 2019, and there are two types of reconciliation differences between the sources of information: timing differences produced by the account delays, or cash being held in nonoperational bank accounts.